

RESEARCH METHODS & REPORTING

Preferred reporting items for systematic reviews and meta-analyses: the PRISMA statement

David Moher,^{1,2} Alessandro Liberati,^{3,4} Jennifer Tetzlaff,¹ Douglas G Altman,⁵ for the PRISMA Group

David Moher and colleagues introduce PRISMA, an update of the QUOROM guidelines for reporting systematic reviews and meta-analyses

¹Ottawa Methods Centre, Ottawa Hospital Research Institute, Ottawa, Ontario, Canada

²Department of Epidemiology and Community Medicine, Faculty of Medicine, University of Ottawa, Ottawa, Ontario, Canada

³Università di Modena e Reggio Emilia, Modena, Italy

⁴Centro Cochrane Italiano, Istituto Ricerche Farmacologiche Mario Negri, Milan, Italy

⁵Centre for Statistics in Medicine, University of Oxford, Oxford, UK

Correspondence to:
dmoher@ohri.ca

Accepted: 5 June 2009

Cite this as: *BMJ* 2009;339:b2535
doi: 10.1136/bmj.b2535

Systematic reviews and meta-analyses have become increasingly important in health care. Clinicians read them to keep up to date with their specialty,^{1,2} and they are often used as a starting point for developing clinical practice guidelines. Granting agencies may require a systematic review to ensure there is justification for further research,³ and some medical journals are moving in this direction.⁴ As with all research, the value of a systematic review depends on what was done, what was found, and the clarity of reporting. As with other publications, the reporting quality of systematic reviews varies, limiting readers' ability to assess the strengths and weaknesses of those reviews.

Several early studies evaluated the quality of review reports. In 1987 Mulrow examined 50 review articles published in four leading medical journals in 1985 and 1986 and found that none met all eight explicit scientific criteria, such as a quality assessment of included studies.⁵ In 1987 Sacks and colleagues evaluated the adequacy of reporting of 83 meta-analyses on 23 characteristics in six domains.⁶ Reporting was

generally poor; between one and 14 characteristics were adequately reported (mean 7.7, standard deviation 2.7). A 1996 update of this study found little improvement.⁷

In 1996, to address the suboptimal reporting of meta-analyses, an international group developed a guidance called the QUOROM statement (Quality Of Reporting Of Meta-analyses), which focused on the reporting of meta-analyses of randomised controlled trials.⁸ In this article, we summarise a revision of these guidelines, renamed PRISMA (Preferred Reporting Items for Systematic reviews and Meta-Analyses), which have been updated to address several conceptual and practical advances in the science of systematic reviews (see box).

Terminology

The terminology used to describe a systematic review and meta-analysis has evolved over time. One reason for changing the name from QUOROM to PRISMA was the desire to encompass both systematic reviews

Conceptual issues in the evolution from QUOROM to PRISMA

Completing a systematic review is an iterative process

The conduct of a systematic review depends heavily on the scope and quality of included studies: thus systematic reviewers may need to modify their original review protocol during its conduct. Any systematic review reporting guideline should recommend that such changes can be reported and explained without suggesting that they are inappropriate. The PRISMA statement (items 5, 11, 16, and 23) acknowledges this iterative process. Aside from Cochrane reviews, all of which should have a protocol, only about 10% of systematic reviewers report working from a protocol.⁹ Without a protocol that is publicly accessible, it is difficult to judge between appropriate and inappropriate modifications.

Conduct and reporting of research are distinct concepts

This distinction is, however, less straightforward for systematic reviews than for assessments of

the reporting of an individual study, because the reporting and conduct of systematic reviews are, by nature, closely intertwined. For example, the failure of a systematic review to report the assessment of the risk of bias in included studies may be seen as a marker of poor conduct, given the importance of this activity in the systematic review process.¹⁰

Study-level versus outcome-level assessment of risk of bias

For studies included in a systematic review, a thorough assessment of the risk of bias requires both a study-level assessment (such as adequacy of allocation concealment) and, for some features, a newer approach called outcome-level assessment. An outcome-level assessment involves evaluating the reliability and validity of the data for each important outcome by determining the methods used to assess them in each individual study.¹¹ The quality of evidence may differ across outcomes, even within a study, such as between a primary efficacy outcome,

which is likely to be carefully and systematically measured, and the assessment of serious harms,¹² which may rely on spontaneous reports by investigators. This information should be reported to allow an explicit assessment of the extent to which an estimate of effect is correct.¹¹

Importance of reporting biases

Different types of reporting biases may hamper the conduct and interpretation of systematic reviews. Selective reporting of complete studies (such as publication bias),¹³ as well as the more recently empirically demonstrated "outcome reporting bias" within individual studies,^{14,15} should be considered by authors when conducting a systematic review and reporting its results. Although the implications of these biases on the conduct and reporting of systematic reviews themselves are unclear, some research has identified that selective outcome reporting may occur also in the context of systematic reviews.¹⁶

Table 1 | Checklist of items to include when reporting a systematic review or meta-analysis

Section/topic	Item No	Checklist item	Reported on page No
Title			
Title	1	Identify the report as a systematic review, meta-analysis, or both	
Abstract			
Structured summary	2	Provide a structured summary including, as applicable, background, objectives, data sources, study eligibility criteria, participants, interventions, study appraisal and synthesis methods, results, limitations, conclusions and implications of key findings, systematic review registration number	
Introduction			
Rationale	3	Describe the rationale for the review in the context of what is already known	
Objectives	4	Provide an explicit statement of questions being addressed with reference to participants, interventions, comparisons, outcomes, and study design (PICOS)	
Methods			
Protocol and registration	5	Indicate if a review protocol exists, if and where it can be accessed (such as web address), and, if available, provide registration information including registration number	
Eligibility criteria	6	Specify study characteristics (such as PICOS, length of follow-up) and report characteristics (such as years considered, language, publication status) used as criteria for eligibility, giving rationale	
Information sources	7	Describe all information sources (such as databases with dates of coverage, contact with study authors to identify additional studies) in the search and date last searched	
Search	8	Present full electronic search strategy for at least one database, including any limits used, such that it could be repeated	
Study selection	9	State the process for selecting studies (that is, screening, eligibility, included in systematic review, and, if applicable, included in the meta-analysis)	
Data collection process	10	Describe method of data extraction from reports (such as piloted forms, independently, in duplicate) and any processes for obtaining and confirming data from investigators	
Data items	11	List and define all variables for which data were sought (such as PICOS, funding sources) and any assumptions and simplifications made	
Risk of bias in individual studies	12	Describe methods used for assessing risk of bias of individual studies (including specification of whether this was done at the study or outcome level), and how this information is to be used in any data synthesis	
Summary measures	13	State the principal summary measures (such as risk ratio, difference in means).	
Synthesis of results	14	Describe the methods of handling data and combining results of studies, if done, including measures of consistency (such as I^2 statistic) for each meta-analysis	
Risk of bias across studies	15	Specify any assessment of risk of bias that may affect the cumulative evidence (such as publication bias, selective reporting within studies)	
Additional analyses	16	Describe methods of additional analyses (such as sensitivity or subgroup analyses, meta-regression), if done, indicating which were pre-specified	
Results			
Study selection	17	Give numbers of studies screened, assessed for eligibility, and included in the review, with reasons for exclusions at each stage, ideally with a flow diagram	
Study characteristics	18	For each study, present characteristics for which data were extracted (such as study size, PICOS, follow-up period) and provide the citations	
Risk of bias within studies	19	Present data on risk of bias of each study and, if available, any outcome-level assessment (see item 12).	
Results of individual studies	20	For all outcomes considered (benefits or harms), present for each study (a) simple summary data for each intervention group and (b) effect estimates and confidence intervals, ideally with a forest plot	
Synthesis of results	21	Present results of each meta-analysis done, including confidence intervals and measures of consistency	
Risk of bias across studies	22	Present results of any assessment of risk of bias across studies (see item 15)	
Additional analysis	23	Give results of additional analyses, if done (such as sensitivity or subgroup analyses, meta-regression) (see item 16)	
Discussion			
Summary of evidence	24	Summarise the main findings including the strength of evidence for each main outcome; consider their relevance to key groups (such as health care providers, users, and policy makers)	
Limitations	25	Discuss limitations at study and outcome level (such as risk of bias), and at review level (such as incomplete retrieval of identified research, reporting bias)	
Conclusions	26	Provide a general interpretation of the results in the context of other evidence, and implications for future research	
Funding			
Funding	27	Describe sources of funding for the systematic review and other support (such as supply of data) and role of funders for the systematic review	

and meta-analyses. We have adopted the definitions used by the Cochrane Collaboration.¹⁷ A systematic review is a review of a clearly formulated question that uses systematic and explicit methods to identify, select, and critically appraise relevant research, and to collect and analyse data from the studies that are included in the review. Statistical methods (meta-analysis) may or may not be used to analyse and summarise the results of the included studies. Meta-analysis refers to the use of statistical techniques in a systematic review to integrate the results of included studies.

Developing the PRISMA statement

A three-day meeting was held in Ottawa, Canada, in June 2005 with 29 participants, including review authors, methodologists, clinicians, medical editors, and a consumer. The objective of the Ottawa meeting was to revise and expand the QUOROM checklist and flow diagram as needed.

The executive committee completed the following tasks before the meeting: a systematic review of studies examining the quality of reporting of systematic reviews; a comprehensive literature search to identify methodological and other articles that might inform the meeting, especially in relation to modifying checklist items; and an international survey of review authors, consumers, and groups commissioning or using systematic reviews and meta-analyses (including the International Network of Agencies for Health Technology Assessment and the Guidelines International Network) to ascertain views of QUOROM, including the merits of the existing checklist items. The results of these activities were presented during the meeting and are summarised on the PRISMA website, www.prisma-statement.org/.

Only items deemed essential were retained or added to the checklist. Some additional items are nevertheless desirable, and review authors should include these, if relevant.¹⁸ For example, it is useful to indicate whether the systematic review is an update of a previous review¹⁹ and to describe any changes in procedures from those described in the original protocol.

Shortly after the meeting, a draft of the PRISMA

checklist was circulated to the group, including those invited to the meeting but unable to attend. A disposition file was created containing comments and revisions from each respondent, and the checklist was subsequently revised 11 times. The group approved the checklist, flow diagram, and this summary paper.

Although no direct evidence was found to support retaining or adding some items, evidence from other domains was believed to be relevant. For example, item 5 asks authors to provide registration information about the systematic review, including a registration number if available. Although systematic review registration is not yet widely available,^{20 21} the participating journals of the International Committee of Medical Journal Editors²² now require all clinical trials to be registered in an effort to increase transparency and accountability.²³ Those aspects are also likely to benefit systematic reviewers, possibly reducing the risk of an excessive number of reviews addressing the same question^{24 25} and providing greater transparency when updating systematic reviews.

The PRISMA statement

The PRISMA statement consists of a 27 item checklist (table 1) and a four phase flow diagram (figure) (also available as extra items on bmj.com for researchers to download and re-use). The aim of the PRISMA statement is to help authors improve the reporting of systematic reviews and meta-analyses. We have focused on randomised trials, but PRISMA can also be used as a basis for reporting systematic reviews of other types of research, particularly evaluations of interventions. PRISMA may also be useful for critical appraisal of published systematic reviews. However, the PRISMA checklist is not a quality assessment instrument to gauge the quality of a systematic review.

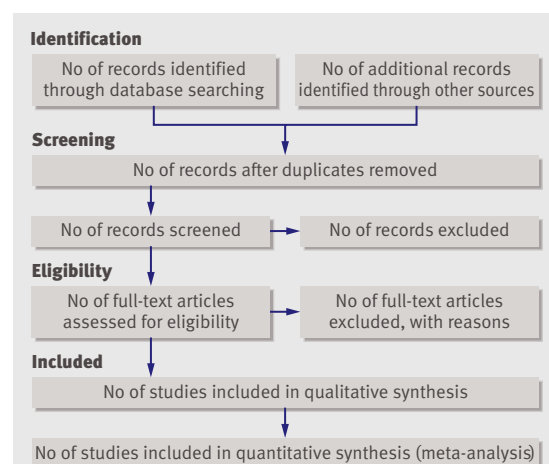
From QUOROM to PRISMA

The new PRISMA checklist differs in several respects from the QUOROM checklist, and table 2 lists the substantive specific changes. Generally, the PRISMA checklist “decouples” several items present in the QUOROM checklist and, where applicable, several checklist items are linked to improve consistency across the systematic review report.

The flow diagram has also been modified. Before including studies and providing reasons for excluding others, the review team must first search the literature. This search results in records. Once these records have been screened and eligibility criteria applied, a smaller number of articles will remain. The number of included articles might be smaller (or larger) than the number of studies, because articles may report on multiple studies and results from a particular study may be published in several articles. To capture this information, the PRISMA flow diagram now requests information on these phases of the review process.

Endorsement

The PRISMA statement should replace the QUOROM statement for those journals that have endorsed



Flow of information through the different phases of a systematic review

Table 2 | Substantive specific changes between the QUOROM checklist and the PRISMA checklist (a tick indicates the presence of the topic in QUOROM or PRISMA)

Section/topic and item	QUOROM	PRISMA	Comment
Abstract	✓	✓	QUOROM and PRISMA ask authors to report an abstract. However, PRISMA is not specific about format
Introduction:			
Objective		✓	This new item (4) addresses the explicit question the review addresses using the PICO reporting system (which describes the participants, interventions, comparisons, and outcome(s) of the systematic review), together with the specification of the type of study design (PICOS); the item is linked to items 6, 11, and 18 of the checklist
Methods:			
Protocol		✓	This new item (5) asks authors to report whether the review has a protocol and if so how it can be accessed
Search	✓	✓	Although reporting the search is present in both QUOROM and PRISMA checklists, PRISMA asks authors to provide a full description of at least one electronic search strategy (item 8). Without such information it is impossible to repeat the authors' search
Assessment of risk of bias in included studies	✓	✓	Renamed from "quality assessment" in QUOROM. This item (12) is linked to reporting this information in the results (item 19). The new concept of "outcome level" assessment has been introduced
Assessment of risk of bias across studies		✓	This new item (15) asks authors to describe any assessments of risk of bias in the review, such as selective reporting within the included studies. This item is linked to reporting this information in the results (item 22)
Discussion	✓	✓	Although both QUOROM and PRISMA checklists address the discussion section, PRISMA devotes three items (24-26) to the discussion. In PRISMA the main types of limitations are explicitly stated and their discussion required
Funding		✓	This new item (27) asks authors to provide information on any sources of funding for the systematic review.

QUOROM. We hope that other journals will support PRISMA; they can do so by registering on the PRISMA website. To emphasise to authors and others the importance of transparent reporting of systematic reviews, we encourage supporting journals to reference the PRISMA statement and include the PRISMA web address in their instructions to authors. We also invite editorial organisations to consider endorsing PRISMA and encourage authors to adhere to its principles.

The PRISMA explanation and elaboration paper

In addition to the PRISMA statement, a supporting explanation and elaboration document has been produced²⁶ following the style used for other reporting guidelines.²⁷⁻²⁹ The process of completing this document included developing a large database of exemplars to highlight how best to report each checklist item, and identifying a comprehensive evidence base to support the inclusion of each checklist item. The explanation and elaboration document was completed after several face to face meetings and numerous iterations among several meeting participants, after which it was shared with the whole group for additional revisions and final approval. Finally, the group formed a dissemination subcommittee to help disseminate and implement PRISMA.

Discussion

The quality of reporting of systematic reviews is still not optimal.^{9 30-34} In a recent review of 300 systematic reviews, few authors reported assessing possible publication bias,⁹ even though there is overwhelming evidence for its existence¹³ and its impact on the results of systematic reviews.³⁵ Even when the possibility of publication bias is assessed, there is no guarantee that systematic reviewers have assessed or interpreted it appropriately.³⁶ Although the absence of reporting such an assessment does not necessarily indicate that it was not done, reporting an assessment of possible publication bias is likely to be a marker of the thoroughness of the conduct of the systematic review.

Several approaches have been developed to conduct systematic reviews on a broader array of questions. For example, systematic reviews are now conducted to inves-

tigate cost effectiveness,³⁷ diagnostic³⁸ or prognostic questions,³⁹ genetic associations,⁴⁰ and policy making.⁴¹ The general concepts and topics covered by PRISMA are relevant to any systematic review, not just those summarising the benefits and harms of a healthcare intervention. However, some modifications of the checklist items or flow diagram will be necessary in particular circumstances. For example, assessing the risk of bias is a key concept, but the items used to assess this in a diagnostic review are likely to focus on issues such as the spectrum of patients and the verification of disease status, which differ from reviews of interventions. The flow diagram will also need adjustments when reporting meta-analysis of individual patient data.⁴²

We have developed an explanatory document to increase the usefulness of PRISMA.²⁶ For each checklist item, this document contains an example of good reporting, a rationale for its inclusion, and supporting evidence, including references, whenever possible. We believe this document will also serve as a useful resource for those teaching systematic review methodology. We encourage journals to include reference to the explanatory document in their instructions to authors.

Like any evidence based endeavour, PRISMA is a living document. To this end we invite readers to comment on the revised version, particularly the new checklist and flow diagram, through the PRISMA website. We will use such information to inform PRISMA's continued development.

Contributors: See bmj.com.

Funding: PRISMA was funded by the Canadian Institutes of Health Research; Università di Modena e Reggio Emilia, Italy; Cancer Research UK; Clinical Evidence BMJ Knowledge; the Cochrane Collaboration; and GlaxoSmithKline, Canada. AL is funded, in part, through grants of the Italian Ministry of University (COFIN-PRIN 2002 prot.2002061749 and COFIN-PRIN 2006 prot.2006062298). DGA is funded by Cancer Research UK. DM is funded by a University of Ottawa Research Chair. None of the sponsors had any involvement in the planning, execution, or writing of the PRISMA documents. No funder played a role in drafting this manuscript.

Competing interests: None declared.

Provenance and peer review: Not commissioned; externally peer reviewed. In order to encourage dissemination of the PRISMA statement, this article is freely accessible on bmj.com and will also be published in *PLoS Medicine*, *Annals of Internal Medicine*, *Journal of Clinical Epidemiology*, and *Open Medicine*. The authors jointly hold the copyright of this article. For details on further use, see the PRISMA website (www.prisma-statement.org/).

- 1 Oxman AD, Cook DJ, Guyatt GH. Users' guides to the medical literature. VI. How to use an overview. Evidence-Based Medicine Working Group. *JAMA* 1994;272:1367-71.
- 2 Swinger GH, Volmink J, Ioannidis JP. Number of published systematic reviews and global burden of disease: database analysis. *BMJ* 2003;327:1083-4.
- 3 Canadian Institutes of Health Research. Randomized controlled trials registration/application checklist (12/2006). 2006. www.cihr-irsc.gc.ca/e/documents/rct_reg_e.pdf (accessed 19 May 2009).
- 4 Young C, Horton R. Putting clinical trials into context. *Lancet* 2005;366:107.
- 5 Mulrow CD. The medical review article: state of the science. *Ann Intern Med* 1987;106:485-8.
- 6 Sacks HS, Berrier J, Reitman D, Ancona-Berk VA, Chalmers TC. Meta-analysis of randomized controlled trials. *N Engl J Med* 1987;316:450-5.
- 7 Sacks HS, Reitman D, Pagano D, Kupelnick B. Meta-analysis: an update. *Mt Sinai J Med* 1996;63:216-24.
- 8 Moher D, Cook DJ, Eastwood S, Olkin I, Rennie D, Stroup DF, for the QUOROM group. Improving the quality of reporting of meta-analysis of randomized controlled trials: The QUOROM statement. *Lancet* 1999;354:1896-1900.
- 9 Moher D, Tetzlaff J, Tricco AC, Sampson M, Altman DG. Epidemiology and reporting characteristics of systematic reviews. *PLoS Med* 2007;4:e78, doi:10.1371/journal.pmed.0040078.
- 10 Moja LP, Telaro E, D'Amico R, Moschetti I, Coe L, Liberati A. Assessment of methodological quality of primary studies by systematic reviews: results of the metaquality cross sectional study. *BMJ* 2005;330:1053-5.
- 11 Guyatt GH, Oxman AD, Vist GE, Kunz R, Falck-Ytter Y, Alonso-Coello P, et al, for the GRADE Working Group. GRADE: an emerging consensus on rating quality of evidence and strength of recommendations. *BMJ* 2008;336:924-6.
- 12 Schunemann HJ, Jaeschke R, Cook DJ, Bria WF, El-Solh AA, et al, for the ATS Documents Development and Implementation Committee. An official ATS statement: grading the quality of evidence and strength of recommendations in ATS guidelines and recommendations. *Am J Respir Crit Care Med* 2006;174:605-14.
- 13 Dickersin K. Publication bias: recognizing the problem, understanding its origins and scope, and preventing harm. In: Rothstein HR, Sutton AJ, Borenstein M, eds. *Publication bias in meta-analysis—prevention, assessment and adjustments*. Chichester: John Wiley, 2005:11-33.
- 14 Chan AW, Hrobjartsson A, Haahr MT, Gøtzsche PC, Altman DG. Empirical evidence for selective reporting of outcomes in randomized trials: comparison of protocols to published articles. *JAMA* 2004;291:2457-65.
- 15 Chan AW, Khrleza-Jeric K, Schmid I, Altman DG. Outcome reporting bias in randomized trials funded by the Canadian Institutes of Health Research. *CMAJ* 2004;171:735-40.
- 16 Silagy CA, Middleton P, Hopewell S. Publishing protocols of systematic reviews: comparing what was done to what was planned. *JAMA* 2002;287:2831-4.
- 17 Green S, Higgins J, eds. Glossary. *Cochrane Handbook for Systematic Reviews of Interventions* 4.2.5 [updated May 2005]. www.cochrane.org/resources/glossary.htm (accessed 19 May 2009).
- 18 Strech D, Tilburt J. Value judgments in the analysis and synthesis of evidence. *J Clin Epidemiol* 2008;61:521-4.
- 19 Moher D, Tsertsvadze A. Systematic reviews: when is an update an update? *Lancet* 2006;367:881-3.
- 20 University of York. Centre for Reviews and Dissemination, 2009. www.york.ac.uk/inst/crd/ (accessed 19 May 2009).
- 21 Joanna Briggs Institute. Protocols & work in progress, 2008. www.joannabriggs.edu.au/pubs/systematic_reviews_prot.php (accessed 19 May 2009).
- 22 De Angelis C, Drazan JM, Frizelle FA, Haug C, Hoey J, et al, for the International Committee Medical Journal Editors. Clinical trial registration: a statement from the International Committee of Medical Journal Editors. *CMAJ* 2004;171:606-7.
- 23 Whittington CJ, Kendall T, Fonagy P, Cottrell D, Cotgrove A, et al. Selective serotonin reuptake inhibitors in childhood depression: systematic review of published versus unpublished data. *Lancet* 2004;363:1341-5.
- 24 Bagshaw SM, McAlister FA, Manns BJ, Ghali WA. Acetylcysteine in the prevention of contrast-induced nephropathy: a case study of the pitfalls in the evolution of evidence. *Arch Intern Med* 2006;166:161-6.
- 25 Biondi-Zoccai GG, Lotrionte M, Abbate A, Testa L, Remigi E, et al. Compliance with QUOROM and quality of reporting of overlapping meta-analyses on the role of acetylcysteine in the prevention of contrast associated nephropathy: case study. *BMJ* 2006;332:202-9.
- 26 Liberati A, Altman DG, Tetzlaff J, Mulrow C, Gøtzsche PC, Ioannidis JPA, et al, for the PRISMA Group. The PRISMA statement for reporting systematic reviews and meta-analyses of studies that evaluate healthcare interventions: explanation and elaboration. *BMJ* 2009;339:b2700.
- 27 Altman DG, Schulz KR, Moher D, Egger M, Davidoff F, et al, for the CONSORT group. The revised CONSORT statement for reporting randomized trials: explanation and elaboration. *Ann Intern Med* 2001;134:663-94.
- 28 Bossuyt PM, Reitsma JB, Bruns DE, Gatsonis CA, Glasziou PP, et al, for the STARD group. Towards complete and accurate reporting of studies of diagnostic accuracy: the STARD explanation and elaboration. *Ann Intern Med* 2003;138:W1-12.
- 29 Vandembroucke JP, von Elm E, Altman DG, Gøtzsche PC, Mulrow CD, et al, for the STROBE initiative. Strengthening the reporting of observational studies in epidemiology (STROBE): explanation and elaboration. *Ann Intern Med* 2007;147:W163-94.
- 30 Bhandari M, Morrow F, Kulkarni AV, Tornetta P. Meta-analyses in orthopaedic surgery: a systematic review of their methodologies. *J Bone Joint Surg Am* 2001;83-A:15-24.
- 31 Kelly KD, Travers A, Dorgan M, Slater L, Rowe BH. Evaluating the quality of systematic reviews in the emergency medicine literature. *Ann Emerg Med* 2001;38:518-26.
- 32 Richards D. The quality of systematic reviews in dentistry. *Evid Based Dent* 2004;5:17.
- 33 Choi PT, Halpern SH, Malik N, Jadad AR, Tramer MR, et al. Examining the evidence in anesthesia literature: a critical appraisal of systematic reviews. *Anesth Analg* 2001;92:700-9.
- 34 Delaney A, Bagshaw SM, Ferland A, Manns B, Laupland KB. A systematic evaluation of the quality of meta-analyses in the critical care literature. *Crit Care* 2005;9:R575-82.
- 35 Sutton AJ. Evidence concerning the consequences of publication and related biases. In: Rothstein HR, Sutton AJ, Borenstein M, eds. *Publication bias in meta-analysis—prevention, assessment and adjustments*. Chichester: John Wiley, 2005:175-92.
- 36 Lau J, Ioannidis JP, Terrin N, Schmid CH, Olkin I. The case of the misleading funnel plot. *BMJ* 2006;333:597-600.
- 37 Ladabaum U, Chopra CL, Huang G, Scheiman JM, Cherner ME, et al. Aspirin as an adjunct to screening for prevention of sporadic colorectal cancer: a cost-effectiveness analysis. *Ann Intern Med* 2001;135:769-81.
- 38 Deeks JJ. Systematic reviews in health care: systematic reviews of evaluations of diagnostic and screening tests. *BMJ* 2001;323:157-62.
- 39 Altman DG. Systematic reviews of evaluations of prognostic variables. *BMJ* 2001;323:224-8.
- 40 Ioannidis JP, Ntzani EE, Trikalinos TA, Contopoulos-Ioannidis DG. Replication validity of genetic association studies. *Nat Genet* 2001;29:306-9.
- 41 Lavis J, Davies H, Oxman A, Denis J, Golden-Biddle K, et al. Towards systematic reviews that inform health care management and policy-making. *J Health Serv Res Policy* 2005;10:35-48.
- 42 Stewart LA, Clarke MJ. Practical methodology of meta-analyses (overviews) using updated individual patient data. Cochrane Working Group. *Stat Med* 1995;14:2057-79.

What types of article does the *BMJ* consider?

We are delighted to receive articles for publication—from doctors and others—on the clinical, scientific, social, political, and economic factors affecting health. We give priority to articles that will help doctors to make better decisions. Please see our advice to authors at <http://resources.bmj.com/bmj/authors>, and if you would like to submit an article do so via our online editorial office at <http://submit.bmj.com>.

All original research articles are submitted, although we may invite submission (without promising acceptance) if we come across research being presented at conferences, if we see it in abstract form, or if the

authors make an inquiry about the suitability of their work before submission.

We are also pleased to consider submitted articles for sections which carry a mix of commissioned and submitted articles—editorials, analysis, clinical review, practice, fillers, and Career Focus. Please follow the specific advice on each of these article types (see <http://resources.bmj.com/bmj/authors/types-of-article>) before submitting your article. Some types of article—news, features, observations, head to head, views and reviews—are commissioned by the editors.

Cite this as: *BMJ* 2009;339:b3112

RESEARCH METHODS & REPORTING

The PRISMA statement for reporting systematic reviews and meta-analyses of studies that evaluate healthcare interventions: explanation and elaboration

Alessandro Liberati,^{1,2} Douglas G Altman,³ Jennifer Tetzlaff,⁴ Cynthia Mulrow,⁵ Peter C Gøtzsche,⁶ John P A Ioannidis,⁷ Mike Clarke,^{8,9} P J Devereaux,¹⁰ Jos Kleijnen,^{11,12} David Moher^{4,13}

Introduction

Systematic reviews and meta-analyses are essential tools for summarising evidence accurately and reliably. They help clinicians keep up to date; provide evidence for policy makers to judge risks, benefits, and harms of healthcare behaviours and interventions; gather together and summarise related research for patients and their carers; provide a starting point for clinical practice guideline developers; provide summaries of previous research for funders wishing to support new research;¹ and help editors judge the merits of publishing reports of new studies.² Recent data suggest that at least 2500 new systematic reviews reported in English are indexed in Medline annually.³

Unfortunately, there is considerable evidence that key information is often poorly reported in systematic reviews, thus diminishing their potential usefulness.³⁻⁶ As is true for all research, systematic reviews should be reported fully and transparently to allow readers to assess the strengths and weaknesses of the investigation.⁷ That rationale led to the development of the QUOROM (quality of reporting of meta-analysis) statement; those detailed reporting recommendations were published in 1999.⁸ In this paper we describe the updating of that guidance. Our aim is to ensure clear presentation of what was planned, done, and found in a systematic review.

Terminology used to describe systematic reviews and meta-analyses has evolved over time and varies across different groups of researchers and authors (see box 1 at end of document). In this document we adopt the definitions used by the Cochrane Collaboration.⁹ A systematic review attempts to collate all empirical evidence that fits pre-specified eligibility criteria to answer a specific research question. It uses explicit, systematic methods that are selected to minimise bias, thus providing reliable findings from which conclusions can be drawn and decisions made. Meta-analysis is the use of statistical methods to summarise and combine the results of independent studies. Many systematic reviews contain meta-analyses, but not all.

The QUOROM statement and its evolution into PRISMA

The QUOROM statement, developed in 1996 and published in 1999,⁸ was conceived as a reporting

guidance for authors reporting a meta-analysis of randomised trials. Since then, much has happened. First, knowledge about the conduct and reporting of systematic reviews has expanded considerably. For example, the Cochrane Library's Methodology Register (which includes reports of studies relevant to the methods for systematic reviews) now contains more than 11 000 entries (March 2009). Second, there have been many conceptual advances, such as "outcome-level" assessments of the risk of bias,^{10,11} that apply to systematic reviews. Third, authors have increasingly used systematic reviews to summarise evidence other than that provided by randomised trials.

However, despite advances, the quality of the conduct and reporting of systematic reviews remains well short of ideal.³⁻⁶ All of these issues prompted the need for an update and expansion of the QUOROM statement. Of note, recognising that the updated statement now addresses the above conceptual and methodological issues and may also have broader applicability than the original QUOROM statement, we changed the name of the reporting guidance to PRISMA (preferred reporting items for systematic reviews and meta-analyses).

Development of PRISMA

The PRISMA statement was developed by a group of 29 review authors, methodologists, clinicians, medical editors, and consumers.¹² They attended a three day meeting in 2005 and participated in extensive post-meeting electronic correspondence. A consensus process that was informed by evidence, whenever possible, was used to develop a 27-item checklist (table 1) and a four-phase flow diagram (fig 1) (also available as extra items on bmj.com for researchers to download and re-use). Items deemed essential for transparent reporting of a systematic review were included in the checklist. The flow diagram originally proposed by QUOROM was also modified to show numbers of identified records, excluded articles, and included studies. After 11 revisions the group approved the checklist, flow diagram, and this explanatory paper.

The PRISMA statement itself provides further details regarding its background and development.¹² This

¹Università di Modena e Reggio Emilia, Modena, Italy

²Centro Cochrane Italiano, Istituto Ricerche Farmacologiche Mario Negri, Milan, Italy

³Centre for Statistics in Medicine, University of Oxford, Oxford

⁴Ottawa Methods Centre, Ottawa Hospital Research Institute, Ottawa, Ontario, Canada

⁵Annals of Internal Medicine, Philadelphia, Pennsylvania, USA

⁶Nordic Cochrane Centre, Copenhagen, Denmark

⁷Department of Hygiene and Epidemiology, University of Ioannina School of Medicine, Ioannina, Greece

⁸UK Cochrane Centre, Oxford

⁹School of Nursing and Midwifery, Trinity College, Dublin, Republic of Ireland

¹⁰Departments of Medicine, Clinical Epidemiology and Biostatistics, McMaster University, Hamilton, Ontario, Canada

¹¹Kleijnen Systematic Reviews, York

¹²School for Public Health and Primary Care (CAPRI), University of Maastricht, Maastricht, Netherlands

¹³Department of Epidemiology and Community Medicine, Faculty of Medicine, Ottawa, Ontario, Canada

Correspondence to: alesslib@mailbase.it

Accepted: 5 June 2009

Cite this as: *BMJ* 2009;339:b2700
doi: 10.1136/bmj.b2700

accompanying explanation and elaboration document explains the meaning and rationale for each checklist item. A few PRISMA Group participants volunteered to help draft specific items for this document, and four of these (DGA, AL, DM, and JT) met on several occasions to further refine the document, which was circulated and ultimately approved by the larger PRISMA Group.

Scope of PRISMA

PRISMA focuses on ways in which authors can ensure the transparent and complete reporting of systematic reviews and meta-analyses. It does not address directly or in a detailed manner the conduct of systematic reviews, for which other guides are available.¹³⁻¹⁶

We developed the PRISMA statement and this explanatory document to help authors report a wide array of systematic reviews to assess the benefits and harms of a healthcare intervention. We consider most of the checklist items relevant when reporting systematic reviews of non-randomised studies assessing the benefits and harms of interventions. However, we recognise that authors who address questions relating to aetiology, diagnosis, or prognosis, for example, and who review epidemiological or diagnostic accuracy studies may need to modify or incorporate additional items for their systematic reviews.

How to use this paper

We modeled this explanation and elaboration document after those prepared for other reporting guidelines.¹⁷⁻¹⁹ To maximise the benefit of this document, we encourage people to read it in conjunction with the PRISMA statement.¹¹

We present each checklist item and follow it with a published exemplar of good reporting for that item. (We edited some examples by removing citations or web addresses, or by spelling out abbreviations.) We then explain the pertinent issue, the rationale for including the item, and relevant evidence from the literature, whenever possible. No systematic search was carried out to identify exemplars and evidence. We also include seven boxes at the end of the document that provide a more comprehensive explanation of certain thematic aspects of the methodology and conduct of systematic reviews.

Although we focus on a minimal list of items to consider when reporting a systematic review, we indicate places where additional information is desirable to improve transparency of the review process. We present the items numerically from 1 to 27; however, authors need not address items in this particular order in their reports. Rather, what is important is that the information for each item is given somewhere within the report.

The PRISMA checklist

Title and abstract

Item 1: Title

Identify the report as a systematic review, meta-analysis, or both.

Examples “Recurrence rates of video-assisted thoracoscopic versus open surgery in the prevention of recurrent pneumothoraces: a systematic review of randomised and non-randomised trials”²⁰

“Mortality in randomised trials of antioxidant supplements for primary and secondary prevention: systematic review and meta-analysis”²¹

Explanation Authors should identify their report as a systematic review or meta-analysis. Terms such as “review” or “overview” do not describe for readers whether the review was systematic or whether a meta-analysis was performed. A recent survey found that 50% of 300 authors did not mention the terms “systematic review” or “meta-analysis” in the title or abstract of their systematic review.³ Although sensitive search strategies have been developed to identify systematic reviews,²² inclusion of the terms systematic review or meta-analysis in the title may improve indexing and identification.

We advise authors to use informative titles that make key information easily accessible to readers. Ideally, a title reflecting the PICOS approach (participants, interventions, comparators, outcomes, and study design) (see item 11 and box 2) may help readers as it provides key information about the scope of the review. Specifying the design(s) of the studies included, as shown in the examples, may also help some readers and those searching databases.

Some journals recommend “indicative titles” that indicate the topic matter of the review, while others require declarative titles that give the review’s main conclusion. Busy practitioners may prefer to see the conclusion of the review in the title, but declarative titles can oversimplify or exaggerate findings. Thus, many journals and methodologists prefer indicative titles as used in the examples above.

Item 2: Structured summary

Provide a structured summary including, as applicable, background; objectives; data sources; study eligibility criteria, participants, and interventions; study appraisal and synthesis methods; results; limitations; conclusions and implications of key findings; funding for the systematic review; and systematic review registration number.

Example “Context: The role and dose of oral vitamin D supplementation in nonvertebral fracture prevention have not been well established.

Objective: To estimate the effectiveness of vitamin D supplementation in preventing hip and nonvertebral fractures in older persons.

Data Sources: A systematic review of English and non-English articles using MEDLINE and the Cochrane Controlled Trials Register (1960-2005), and EMBASE (1991-2005). Additional studies were identified by contacting clinical experts and searching bibliographies and abstracts presented at the American Society for Bone and Mineral Research (1995-2004). Search terms included randomised controlled trial (RCT), controlled clinical trial, random allocation, double-blind method, cholecalciferol, ergocalciferol, 25-hydroxyvitamin D, fractures, humans, elderly, falls, and bone density.

Study Selection: Only double-blind RCTs of oral vitamin D supplementation (cholecalciferol, ergocalciferol) with or without calcium supplementation vs calcium supplementation or placebo in older persons (>60 years) that examined hip or nonvertebral fractures were included.

Data Extraction: Independent extraction of articles by 2 authors using predefined data fields, including study quality indicators.

Data Synthesis: All pooled analyses were based on random-effects models. Five RCTs for hip fracture ($n=9294$) and 7 RCTs for nonvertebral fracture risk ($n=9820$) met our inclusion criteria. All trials used cholecalciferol. Heterogeneity among studies for both hip and nonvertebral fracture prevention was observed, which disappeared after pooling RCTs with low-dose (400 IU/d) and higher-dose vitamin D (700-800 IU/d), separately. A vitamin D dose of 700 to 800 IU/d reduced the relative risk (RR) of hip fracture by 26% (3 RCTs with 5572 persons; pooled RR, 0.74; 95% confidence interval [CI], 0.61-0.88) and any nonvertebral fracture by 23% (5 RCTs with 6098 persons; pooled RR, 0.77; 95% CI, 0.68-0.87) vs calcium or placebo. No significant benefit was observed for RCTs with 400 IU/d vitamin D (2 RCTs with 3722 persons; pooled RR for hip fracture, 1.15; 95% CI, 0.88-1.50; and pooled RR for any nonvertebral fracture, 1.03; 95% CI, 0.86-1.24).

Conclusions: Oral vitamin D supplementation between 700 to 800 IU/d appears to reduce the risk of hip and any nonvertebral fractures in ambulatory or institutionalised elderly persons. An oral vitamin D dose of 400 IU/d is not sufficient for fracture prevention.²³

Explanation Abstracts provide key information that enables readers to understand the scope, processes, and findings of a review and to decide whether to read the full report. The abstract may be all that is readily available to a reader, for example, in a bibliographic database. The abstract should present a balanced and realistic assessment of the review's findings that mirrors, albeit briefly, the main text of the report.

We agree with others that the quality of reporting in abstracts presented at conferences and in journal publications needs improvement.²⁴⁻²⁵ While we do not uniformly favour a specific format over another, we generally recommend structured abstracts. Structured abstracts provide readers with a series of headings pertaining to the purpose, conduct, findings, and conclusions of the systematic review being reported.²⁶⁻²⁷ They give readers more complete information and facilitate finding information more easily than unstructured abstracts.²⁸⁻³²

A highly structured abstract of a systematic review could include the following headings: *Context* (or *Background*); *Objective* (or *Purpose*); *Data sources*; *Study selection* (or *Eligibility criteria*); *Study appraisal* and *Synthesis methods* (or *Data extraction* and *Data synthesis*); *Results*; *Limitations*; and *Conclusions* (or *Implications*). Alternatively, a simpler structure could cover but collapse some of the above headings (such as label *Study selection* and *Study appraisal* as *Review methods*) or omit some headings such as *Background* and *Limitations*.

In the highly structured abstract mentioned above, authors use the *Background* heading to set the context for readers and explain the importance of the review question. Under the *Objectives* heading, they ideally use elements of PICOS (see box 2) to state the primary

objective of the review. Under a *Data sources* heading, they summarise sources that were searched, any language or publication type restrictions, and the start and end dates of searches. *Study selection* statements then ideally describe who selected studies using what inclusion criteria. *Data extraction methods* statements describe appraisal methods during data abstraction and the methods used to integrate or summarise the data. The *Data synthesis* section is where the main results of the review are reported. If the review includes meta-analyses, authors should provide numerical results with confidence intervals for the most important outcomes. Ideally, they should specify the amount of evidence in these analyses (numbers of studies and numbers of participants). Under a *Limitations* heading, authors might describe the most important weaknesses of included studies as well as limitations of the review process. Then authors should provide clear and balanced *Conclusions* that are closely linked to the objective and findings of the review. Additionally, it would be helpful if authors included some information about funding for the review. Finally, although protocol registration for systematic reviews is still not common practice, if authors have registered their review or received a registration number, we recommend providing the registration information at the end of the abstract.

Taking all the above considerations into account, the intrinsic tension between the goal of completeness of the abstract and its keeping into the space limit often set by journal editors is recognised as a major challenge.

Introduction

Item 3: Rationale

Describe the rationale for the review in the context of what is already known.

Example "Reversing the trend of increasing weight for height in children has proven difficult. It is widely accepted that increasing energy expenditure and reducing energy intake form the theoretical basis for management. Therefore, interventions aiming to increase physical activity and improve diet are the foundation of efforts to prevent and treat childhood obesity. Such lifestyle interventions have been supported by recent systematic reviews, as well as by the Canadian Paediatric Society, the Royal College of Paediatrics and Child Health, and the American Academy of Pediatrics. However, these interventions are fraught with poor adherence. Thus, school-based interventions are theoretically appealing because adherence with interventions can be improved. Consequently, many local governments have enacted or are considering policies that mandate increased physical activity in schools, although the effect of such interventions on body composition has not been assessed."³³

Explanation Readers need to understand the rationale behind the study and what the systematic review may add to what is already known. Authors should tell readers whether their report is a new systematic review or an update of an existing one. If the review is an update, authors should state reasons for the update, including what has been added to the evidence

base since the previous version of the review.

An ideal background or introduction that sets context for readers might include the following. First, authors might define the importance of the review question from different perspectives (such as public health, individual patient, or health policy). Second, authors might briefly mention the current state of knowledge and its limitations. As in the above example, information about the effects of several different interventions may be available that helps readers understand why potential relative benefits or harms of particular interventions need review. Third, authors might whet readers' appetites by clearly stating what the review aims to add. They also could discuss the extent to which the limitations of the existing evidence base may be overcome by the review.

Item 4: Objectives

Provide an explicit statement of questions being addressed with reference to participants, interventions, comparisons, outcomes, and study design (PICOS).

Example "To examine whether topical or intraluminal antibiotics reduce catheter-related bloodstream infection, we reviewed randomised, controlled trials that assessed the efficacy of these antibiotics for primary prophylaxis against catheter-related bloodstream infection and mortality compared with no antibiotic therapy in adults undergoing hemodialysis."³⁴

Explanation The questions being addressed, and the rationale for them, are one of the most critical parts of a systematic review. They should be stated precisely and explicitly so that readers can understand quickly the review's scope and the potential applicability of the review to their interests.³⁵ Framing questions so that they include the following five "PICOS" components may improve the explicitness of review questions: (1) the patient population or disease being addressed (P), (2) the interventions or exposure of interest (I), (3) the comparators (C), (4) the main outcome or endpoint of interest (O), and (5) the study designs chosen (S). For more detail regarding PICOS, see box 2.

Good review questions may be narrowly focused or broad, depending on the overall objectives of the review. Sometimes broad questions might increase the applicability of the results and facilitate detection of bias, exploratory analyses, and sensitivity analyses.^{35 36} Whether narrowly focused or broad, precisely stated review objectives are critical as they help define other components of the review process such as the eligibility criteria (item 6) and the search for relevant literature (items 7 and 8).

Methods

Item 5: Protocol and registration

Indicate if a review protocol exists, if and where it can be accessed (such as a web address), and, if available, provide registration information including the registration number.

Example "Methods of the analysis and inclusion criteria were specified in advance and documented in a protocol."³⁷

Explanation A protocol is important because it

pre-specifies the objectives and methods of the systematic review. For instance, a protocol specifies outcomes of primary interest, how reviewers will extract information about those outcomes, and methods that reviewers might use to quantitatively summarise the outcome data (see item 13). Having a protocol can help restrict the likelihood of biased post hoc decisions in review methods, such as selective outcome reporting. Several sources provide guidance about elements to include in the protocol for a systematic review.^{16 38 39} For meta-analyses of individual patient-level data, we advise authors to describe whether a protocol was explicitly designed and whether, when, and how participating collaborators endorsed it.^{40 41}

Authors may modify protocols during the research, and readers should not automatically consider such modifications inappropriate. For example, legitimate modifications may extend the period of searches to include older or newer studies, broaden eligibility criteria that proved too narrow, or add analyses if the primary analyses suggest that additional ones are warranted. Authors should, however, describe the modifications and explain their rationale.

Although worthwhile protocol amendments are common, one must consider the effects that protocol modifications may have on the results of a systematic review, especially if the primary outcome is changed. Bias from selective outcome reporting in randomised trials has been well documented.^{42 43} An examination of 47 Cochrane reviews revealed indirect evidence for possible selective reporting bias for systematic reviews. Almost all (n=43) contained a major change, such as the addition or deletion of outcomes, between the protocol and the full publication.⁴⁴ Whether (or to what extent) the changes reflected bias, however, was not clear. For example, it has been rather common not to describe outcomes that were not presented in any of the included studies.

Registration of a systematic review, typically with a protocol and registration number, is not yet common, but some opportunities exist.^{45 46} Registration may possibly reduce the risk of multiple reviews addressing the same question,⁴⁵⁻⁴⁸ reduce publication bias, and provide greater transparency when updating systematic reviews. Of note, a survey of systematic reviews indexed in Medline in November 2004 found that reports of protocol use had increased to about 46%³ from 8% noted in previous surveys.⁴⁹ The improvement was due mostly to Cochrane reviews, which, by requirement, have a published protocol.³

Item 6: Eligibility criteria

Specify study characteristics (such as PICOS, length of follow-up) and report characteristics (such as years considered, language, publication status) used as criteria for eligibility, giving rationale.

Examples Types of studies: "Randomised clinical trials studying the administration of hepatitis B vaccine to CRF [chronic renal failure] patients, with or without dialysis. No language, publication date, or publication status restrictions were imposed..."

Types of participants: "Participants of any age with

CRF or receiving dialysis (haemodialysis or peritoneal dialysis) were considered. CRF was defined as serum creatinine greater than 200 $\mu\text{mol/L}$ for a period of more than six months or individuals receiving dialysis (haemodialysis or peritoneal dialysis)...Renal transplant patients were excluded from this review as these individuals are immunosuppressed and are receiving immunosuppressant agents to prevent rejection of their transplanted organs, and they have essentially normal renal function..."

Types of intervention: "Trials comparing the beneficial and harmful effects of hepatitis B vaccines with adjuvant or cytokine co-interventions [and] trials comparing the beneficial and harmful effects of immunoglobulin prophylaxis. This review was limited to studies looking at active immunisation. Hepatitis B vaccines (plasma or recombinant (yeast) derived) of all types, dose, and regimens versus placebo, control vaccine, or no vaccine..."

Types of outcome measures: "Primary outcome measures: Seroconversion, ie, proportion of patients with adequate anti-HBs response (>10 IU/L or Sample Ratio Units). Hepatitis B infections (as measured by hepatitis B core antigen (HBcAg) positivity or persistent HBsAg positivity), both acute and chronic. Acute (primary) HBV [hepatitis B virus] infections were defined as seroconversion to HBsAg positivity or development of IgM anti-HBc. Chronic HBV infections were defined as the persistence of HBsAg for more than six months or HBsAg positivity and liver biopsy compatible with a diagnosis of chronic hepatitis B. Secondary outcome measures: Adverse events of hepatitis B vaccinations... [and]...mortality."⁵⁰

Explanation Knowledge of the eligibility criteria is essential in appraising the validity, applicability, and comprehensiveness of a review. Thus, authors should unambiguously specify eligibility criteria used in the review. Carefully defined eligibility criteria inform various steps of the review methodology. They influence the development of the search strategy and serve to ensure that studies are selected in a systematic and unbiased manner.

A study may be described in multiple reports, and one report may describe multiple studies. Therefore, we separate eligibility criteria into the following two components: study characteristics and report characteristics. Both need to be reported. Study eligibility criteria are likely to include the populations, interventions, comparators, outcomes, and study designs of interest (PICOS, see box 2), as well as other study-specific elements, such as specifying a minimum length of follow-up. Authors should state whether studies will be excluded because they do not include (or report) specific outcomes to help readers ascertain whether the systematic review may be biased as a consequence of selective reporting.⁴²⁻⁴³

Report eligibility criteria are likely to include language of publication, publication status (such as inclusion of unpublished material and abstracts), and year of publication. Inclusion or not of non-English language literature,⁵¹⁻⁵⁵ unpublished data, or older data can influence the effect estimates in meta-analyses.⁵⁶⁻⁵⁹

Caution may need to be exercised in including all identified studies due to potential differences in the risk of bias such as, for example, selective reporting in abstracts.⁶⁰⁻⁶²

Item 7: Information sources

Describe all information sources in the search (such as databases with dates of coverage, contact with study authors to identify additional studies) and date last searched.

Example "Studies were identified by searching electronic databases, scanning reference lists of articles and consultation with experts in the field and drug companies...No limits were applied for language and foreign papers were translated. This search was applied to Medline (1966 - Present), CancerLit (1975 - Present), and adapted for Embase (1980 - Present), Science Citation Index Expanded (1981 - Present) and Pre-Medline electronic databases. Cochrane and DARE (Database of Abstracts of Reviews of Effectiveness) databases were reviewed...The last search was run on 19 June 2001. In addition, we handsearched contents pages of Journal of Clinical Oncology 2001, European Journal of Cancer 2001 and Bone 2001, together with abstracts printed in these journals 1999 - 2001. A limited update literature search was performed from 19 June 2001 to 31 December 2003."⁶³

Explanation The National Library of Medicine's Medline database is one of the most comprehensive sources of healthcare information in the world. Like any database, however, its coverage is not complete and varies according to the field. Retrieval from any single database, even by an experienced searcher, may be imperfect, which is why detailed reporting is important within the systematic review.

At a minimum, for each database searched, authors should report the database, platform, or provider (such as Ovid, Dialog, PubMed) and the start and end dates for the search of each database. This information lets readers assess the currency of the review, which is important because the publication time-lag outdates the results of some reviews.⁶⁴ This information should also make updating more efficient.⁶⁵ Authors should also report who developed and conducted the search.⁶⁶

In addition to searching databases, authors should report the use of supplementary approaches to identify studies, such as hand searching of journals, checking reference lists, searching trials registries or regulatory agency websites,⁶⁷ contacting manufacturers, or contacting authors. Authors should also report if they attempted to acquire any missing information (such as on study methods or results) from investigators or sponsors; it is useful to describe briefly who was contacted and what unpublished information was obtained.

Item 8: Search

Present the full electronic search strategy for at least one major database, including any limits used, such that it could be repeated.

Examples In text: "We used the following search terms to search all trials registers and databases: immunoglobulin*; IVIG; sepsis; septic shock; septicemia; and septicemia..."⁶⁸

In appendix: “Search strategy: MEDLINE (OVID)

01. immunoglobulins/
02. immunoglobulin\$.tw.
03. ivig.tw.
04. 1 or 2 or 3
05. sepsis/
06. sepsis.tw.
07. septic shock/
08. septic shock.tw.
09. septicemia/
10. septicemia.tw.
11. septicemia.tw.
12. 5 or 6 or 7 or 8 or 9 or 10 or 11
13. 4 and 12
14. randomised controlled trials/
15. randomised-controlled-trial.pt.
16. controlled-clinical-trial.pt.
17. random allocation/
18. double-blind method/
19. single-blind method/
20. 14 or 15 or 16 or 17 or 18 or 19
21. exp clinical trials/
22. clinical-trial.pt.
23. (clin\$ adj trial\$).ti,ab.
24. ((singl\$ or doubl\$ or trebl\$ or tripl\$) adj (blind\$)).ti,ab.
25. placebos/
26. placebo\$.ti,ab.
27. random\$.ti,ab.
28. 21 or 22 or 23 or 24 or 25 or 26 or 27
29. research design/
30. comparative study/
31. exp evaluation studies/
32. follow-up studies/
33. prospective studies/
34. (control\$ or prospective\$ or volunteer\$).ti,ab.
35. 30 or 31 or 32 or 33 or 34
36. 20 or 28 or 29 or 35
37. 13 and 36⁶⁸

Explanation The search strategy is an essential part of the report of any systematic review. Searches may be complicated and iterative, particularly when reviewers search unfamiliar databases or their review is addressing a broad or new topic. Perusing the search strategy allows interested readers to assess the comprehensiveness and completeness of the search, and to replicate it. Thus, we advise authors to report their full electronic search strategy for at least one major database. As an alternative to presenting search strategies for all databases, authors could indicate how the search took into account other databases searched, as index terms vary across databases. If different searches are used for different parts of a wider question (such as questions relating to benefits and questions relating to harms), we recommend authors provide at least one example of a strategy for each part of the objective.⁶⁹ We also encourage authors to state whether search strategies were peer reviewed as part of the systematic review process.⁷⁰

We realise that journal restrictions vary and that having the search strategy in the text of the report is not

always feasible. We strongly encourage all journals, however, to find ways—such as a “web extra,” appendix, or electronic link to an archive—to make search strategies accessible to readers. We also advise all authors to archive their searches so that (1) others may access and review them (such as replicate them or understand why their review of a similar topic did not identify the same reports), and (2) future updates of their review are facilitated.

Several sources provide guidance on developing search strategies.^{71–73} Most searches have constraints, such as relating to limited time or financial resources, inaccessible or inadequately indexed reports and databases, unavailability of experts with particular language or database searching skills, or review questions for which pertinent evidence is not easy to find. Authors should be straightforward in describing their search constraints. Apart from the keywords used to identify or exclude records, they should report any additional limitations relevant to the search, such as language and date restrictions (see also eligibility criteria, item 6).⁵¹

Item 9: Study selection

State the process for selecting studies (that is, for screening, for determining eligibility, for inclusion in the systematic review, and, if applicable, for inclusion in the meta-analysis).

Example “Eligibility assessment...[was] performed independently in an unblinded standardized manner by 2 reviewers...Disagreements between reviewers were resolved by consensus.”⁷⁴

Explanation There is no standard process for selecting studies to include in a systematic review. Authors usually start with a large number of identified records from their search and sequentially exclude records according to eligibility criteria. We advise authors to report how they screened the retrieved records (typically a title and abstract), how often it was necessary to review the full text publication, and if any types of record (such as letters to the editor) were excluded. We also advise using the PRISMA flow diagram to summarise study selection processes (see item 17 and box 3).

Efforts to enhance objectivity and avoid mistakes in study selection are important. Thus authors should report whether each stage was carried out by one or several people, who these people were, and, whenever multiple independent investigators performed the selection, what the process was for resolving disagreements. The use of at least two investigators may reduce the possibility of rejecting relevant reports.⁷⁵ The benefit may be greatest for topics where selection or rejection of an article requires difficult judgments.⁷⁶ For these topics, authors should ideally tell readers the level of inter-rater agreement, how commonly arbitration about selection was required, and what efforts were made to resolve disagreements (such as by contact with the authors of the original studies).

Item 10: Data collection process

Describe the method of data extraction from reports (such as piloted forms, independently by two reviewers) and any processes for obtaining and confirming data from investigators.

Example “We developed a data extraction sheet (based on the Cochrane Consumers and Communication Review Group’s data extraction template), piloted it on ten randomly-selected included studies, and refined it accordingly. One review author extracted the following data from included studies and the second author checked the extracted data...Disagreements were resolved by discussion between the two review authors; if no agreement could be reached, it was planned a third author would decide. We contacted five authors for further information. All responded and one provided numerical data that had only been presented graphically in the published paper.”⁷⁷

Explanation Reviewers extract information from each included study so that they can critique, present, and summarise evidence in a systematic review. They might also contact authors of included studies for information that has not been, or is unclear, reported. In meta-analysis of individual patient data, this phase involves collection and scrutiny of detailed raw databases. The authors should describe these methods, including any steps taken to reduce bias and mistakes during data collection and data extraction.⁷⁸ (See box 3)

Some systematic reviewers use a data extraction form that could be reported as an appendix or “Web extra” to their report. These forms could show the reader what information reviewers sought (see item 11) and how they extracted it. Authors could tell readers if the form was piloted. Regardless, we advise authors to tell readers who extracted what data, whether any extractions were completed in duplicate, and, if so, whether duplicate abstraction was done independently and how disagreements were resolved.

Published reports of the included studies may not provide all the information required for the review. Reviewers should describe any actions they took to seek additional information from the original researchers (see item 7). The description might include how they attempted to contact researchers, what they asked for, and their success in obtaining the necessary information. Authors should also tell readers when individual patient data were sought from the original researchers.⁴¹ (see item 11) and indicate the studies for which such data were used in the analyses. The reviewers ideally should also state whether they confirmed the accuracy of the information included in their review with the original researchers, for example, by sending them a copy of the draft review.⁷⁹

Some studies are published more than once. Duplicate publications may be difficult to ascertain, and their inclusion may introduce bias.^{80 81} We advise authors to describe any steps they used to avoid double counting and piece together data from multiple reports of the same study (such as juxtaposing author names, treatment comparisons, sample sizes, or outcomes). We also advise authors to indicate whether all reports on a study were considered, as inconsistencies may reveal important limitations. For example, a review of multiple publications of drug trials showed that reported study characteristics may differ from report to report, including the description of the design, number of patients

analysed, chosen significance level, and outcomes.⁸² Authors ideally should present any algorithm that they used to select data from overlapping reports and any efforts they used to solve logical inconsistencies across reports.

Item 11: Data items

List and define all variables for which data were sought (such as PICOS, funding sources) and any assumptions and simplifications made.

Examples “Information was extracted from each included trial on: (1) characteristics of trial participants (including age, stage and severity of disease, and method of diagnosis), and the trial’s inclusion and exclusion criteria; (2) type of intervention (including type, dose, duration and frequency of the NSAID [non-steroidal anti-inflammatory drug]; versus placebo or versus the type, dose, duration and frequency of another NSAID; or versus another pain management drug; or versus no treatment); (3) type of outcome measure (including the level of pain reduction, improvement in quality of life score (using a validated scale), effect on daily activities, absence from work or school, length of follow up, unintended effects of treatment, number of women requiring more invasive treatment).”⁸³

Explanation It is important for readers to know what information review authors sought, even if some of this information was not available.⁸⁴ If the review is limited to reporting only those variables that were obtained, rather than those that were deemed important but could not be obtained, bias might be introduced and the reader might be misled. It is therefore helpful if authors can refer readers to the protocol (see item 5) and archive their extraction forms (see item 10), including definitions of variables. The published systematic review should include a description of the processes used with, if relevant, specification of how readers can get access to additional materials.

We encourage authors to report whether some variables were added after the review started. Such variables might include those found in the studies that the reviewers identified (such as important outcome measures that the reviewers initially overlooked). Authors should describe the reasons for adding any variables to those already pre-specified in the protocol so that readers can understand the review process.

We advise authors to report any assumptions they made about missing or unclear information and to explain those processes. For example, in studies of women aged 50 or older it is reasonable to assume that none were pregnant, even if this is not reported. Likewise, review authors might make assumptions about the route of administration of drugs assessed. However, special care should be taken in making assumptions about qualitative information. For example, the upper age limit for “children” can vary from 15 years to 21 years, “intense” physiotherapy might mean very different things to different researchers at different times and for different patients, and the volume of blood associated with “heavy” blood loss might vary widely depending on the setting.

Item 12: Risk of bias in individual studies

Describe methods used for assessing risk of bias in individual studies (including specification of whether this was done at the study or outcome level, or both), and how this information is to be used in any data synthesis.

Example “To ascertain the validity of eligible randomized trials, pairs of reviewers working independently and with adequate reliability determined the adequacy of randomization and concealment of allocation, blinding of patients, health care providers, data collectors, and outcome assessors; and extent of loss to follow-up (i.e. proportion of patients in whom the investigators were not able to ascertain outcomes).”⁸⁵

“To explore variability in study results (heterogeneity) we specified the following hypotheses before conducting the analysis. We hypothesised that effect size may differ according to the methodological quality of the studies.”⁸⁶

Explanation The likelihood that the treatment effect reported in a systematic review approximates the truth depends on the validity of the included studies, as certain methodological characteristics may be associated with effect sizes.^{87 88} For example, trials without reported adequate allocation concealment exaggerate treatment effects on average compared with those with adequate concealment.⁸⁸ Therefore, it is important for authors to describe any methods that they used to gauge the risk of bias in the included studies and how that information was used.⁸⁹ Additionally, authors should provide a rationale if no assessment of risk of bias was undertaken. The most popular term to describe the issues relevant to this item is “quality,” but for the reasons that are elaborated in box 4 we prefer to name this item as “assessment of risk of bias.”

Many methods exist to assess the overall risk of bias in included studies, including scales, checklists, and individual components.^{90 91} As discussed in box 4, scales that numerically summarise multiple components into a single number are misleading and unhelpful.^{92 93} Rather, authors should specify the methodological components that they assessed. Common markers of validity for randomised trials include the following: appropriate generation of random allocation sequence;⁹⁴ concealment of the allocation sequence;⁹³ blinding of participants, health care providers, data collectors, and outcome adjudicators;⁹⁵⁻⁹⁸ proportion of patients lost to follow-up;^{99 100} stopping of trials early for benefit;¹⁰¹ and whether the analysis followed the intention-to-treat principle.^{100 102} The ultimate decision regarding which methodological features to evaluate requires consideration of the strength of the empirical data, theoretical rationale, and the unique circumstances of the included studies.

Authors should report how they assessed risk of bias; whether it was in a blind manner; and if assessments were completed by more than one person, and if so, whether they were completed independently.^{103 104} Similarly, we encourage authors to report any calibration exercises among review team members that were done. Finally, authors need to report how their assessments of risk of bias are used subsequently in the data synthesis (see item 16). Despite the often difficult task of assessing the risk of bias in included studies, authors

are sometimes silent on what they did with the resultant assessments.⁸⁹ If authors exclude studies from the review or any subsequent analyses on the basis of the risk of bias, they should tell readers which studies they excluded and explain the reasons for those exclusions (see item 6). Authors should also describe any planned sensitivity or subgroup analyses related to bias assessments (see item 16).

Item 13: Summary measures

State the principal summary measures (such as risk ratio, difference in means).

Examples “Relative risk of mortality reduction was the primary measure of treatment effect.”¹⁰⁵

“The meta-analyses were performed by computing relative risks (RRs) using random-effects model. Quantitative analyses were performed on an intention-to-treat basis and were confined to data derived from the period of follow-up. RR and 95% confidence intervals for each side effect (and all side effects) were calculated.”¹⁰⁶

“The primary outcome measure was the mean difference in log₁₀ HIV-1 viral load comparing zinc supplementation to placebo...”¹⁰⁷

Explanation When planning a systematic review, it is generally desirable that authors pre-specify the outcomes of primary interest (see item 5) as well as the intended summary effect measure for each outcome. The chosen summary effect measure may differ from that used in some of the included studies. If possible the choice of effect measures should be explained, though it is not always easy to judge in advance which measure is the most appropriate.

For binary outcomes, the most common summary measures are the risk ratio, odds ratio, and risk difference.¹⁰⁸ Relative effects are more consistent across studies than absolute effects,^{109 110} although absolute differences are important when interpreting findings (see item 24).

For continuous outcomes, the natural effect measure is the difference in means.¹⁰⁸ Its use is appropriate when outcome measurements in all studies are made on the same scale. The standardised difference in means is used when the studies do not yield directly comparable data. Usually this occurs when all studies assess the same outcome but measure it in a variety of ways (such as different scales to measure depression).

For time-to-event outcomes, the hazard ratio is the most common summary measure. Reviewers need the log hazard ratio and its standard error for a study to be included in a meta-analysis.¹¹¹ This information may not be given for all studies, but methods are available for estimating the desired quantities from other reported information.¹¹¹ Risk ratio and odds ratio (in relation to events occurring by a fixed time) are not equivalent to the hazard ratio, and median survival times are not a reliable basis for meta-analysis.¹¹² If authors have used these measures they should describe their methods in the report.

Item 14: Planned methods of analysis

Describe the methods of handling data and combining results of studies, if done, including measures of consistency (such as I²) for each meta-analysis.

Examples “We tested for heterogeneity with the

Breslow-Day test, and used the method proposed by Higgins et al. to measure inconsistency (the percentage of total variation across studies due to heterogeneity) of effects across lipid-lowering interventions. The advantages of this measure of inconsistency (termed I^2) are that it does not inherently depend on the number of studies and is accompanied by an uncertainty interval.”¹¹³

“In very few instances, estimates of baseline mean or mean QOL [Quality of life] responses were obtained without corresponding estimates of variance (standard deviation [SD] or standard error). In these instances, an SD was imputed from the mean of the known SDs. In a number of cases, the response data available were the mean and variance in a pre study condition and after therapy. The within-patient variance in these cases could not be calculated directly and was approximated by assuming independence.”¹¹⁴

Explanation The data extracted from the studies in the review may need some transformation (processing) before they are suitable for analysis or for presentation in an evidence table. Although such data handling may facilitate meta-analyses, it is sometimes needed even when meta-analyses are not done. For example, in trials with more than two intervention groups it may be necessary to combine results for two or more groups (such as receiving similar but non-identical interventions), or it may be desirable to include only a subset of the data to match the review’s inclusion criteria. When several different scales (such as for depression) are used across studies, the sign of some scores may need to be reversed to ensure that all scales are aligned (such as so low values represent good health on all scales). Standard deviations may have to be reconstructed from other statistics such as P values and *t* statistics,^{115 116} or occasionally they may be imputed from the standard deviations observed in other studies.¹¹⁷ Time-to-event data also usually need careful conversions to a consistent format.¹¹¹ Authors should report details of any such data processing.

Statistical combination of data from two or more separate studies in a meta-analysis may be neither necessary nor desirable (see box 5 and item 21). Regardless of the decision to combine individual study results, authors should report how they planned to evaluate between-study variability (heterogeneity or inconsistency) (box 6). The consistency of results across trials may influence the decision of whether to combine trial results in a meta-analysis.

When meta-analysis is done, authors should specify the effect measure (such as relative risk or mean difference) (see item 13), the statistical method (such as inverse variance), and whether a fixed-effects or random-effects approach, or some other method (such as Bayesian) was used (see box 6). If possible, authors should explain the reasons for those choices.

Item 15: Risk of bias across studies

Specify any assessment of risk of bias that may affect the cumulative evidence (such as publication bias, selective reporting within studies).

Examples “For each trial we plotted the effect by the inverse of its standard error. The symmetry of such ‘funnel plots’ was assessed both visually, and formally

with Egger’s test, to see if the effect decreased with increasing sample size.”¹¹⁸

“We assessed the possibility of publication bias by evaluating a funnel plot of the trial mean differences for asymmetry, which can result from the non publication of small trials with negative results...Because graphical evaluation can be subjective, we also conducted an adjusted rank correlation test and a regression asymmetry test as formal statistical tests for publication bias...We acknowledge that other factors, such as differences in trial quality or true study heterogeneity, could produce asymmetry in funnel plots.”¹¹⁹

Explanation Reviewers should explore the possibility that the available data are biased. They may examine results from the available studies for clues that suggest there may be missing studies (publication bias) or missing data from the included studies (selective reporting bias) (see box 7). Authors should report in detail any methods used to investigate possible bias across studies.

It is difficult to assess whether within-study selective reporting is present in a systematic review. If a protocol of an individual study is available, the outcomes in the protocol and the published report can be compared. Even in the absence of a protocol, outcomes listed in the methods section of the published report can be compared with those for which results are presented.¹²⁰ In only half of 196 trial reports describing comparisons of two drugs in arthritis were all the effect variables in the methods and results sections the same.⁸² In other cases, knowledge of the clinical area may suggest that it is likely that the outcome was measured even if it was not reported. For example, in a particular disease, if one of two linked outcomes is reported but the other is not, then one should question whether the latter has been selectively omitted.^{121 122}

Only 36% (76 of 212) of therapeutic systematic reviews published in November 2004 reported that study publication bias was considered, and only a quarter of those intended to carry out a formal assessment for that bias.³ Of 60 meta-analyses in 24 articles published in 2005 in which formal assessments were reported, most were based on fewer than 10 studies; most displayed statistically significant heterogeneity; and many reviewers misinterpreted the results of the tests employed.¹²³ A review of trials of antidepressants found that meta-analysis of only the published trials gave effect estimates 32% larger on average than when all trials sent to the drug agency were analysed.⁶⁷

Item 16: Additional analyses

Describe methods of additional analyses (such as sensitivity or subgroup analyses, meta-regression), if done, indicating which were pre-specified.

Example “Sensitivity analyses were pre-specified. The treatment effects were examined according to quality components (concealed treatment allocation, blinding of patients and caregivers, blinded outcome assessment), time to initiation of statins, and the type of statin. One post-hoc sensitivity analysis was conducted including unpublished data from a trial using cerivastatin.”¹²⁴

Explanation Authors may perform additional

analyses to help understand whether the results of their review are robust, all of which should be reported. Such analyses include sensitivity analysis, subgroup analysis, and meta-regression.¹²⁵

Sensitivity analyses are used to explore the degree to which the main findings of a systematic review are affected by changes in its methods or in the data used from individual studies (such as study inclusion criteria, results of risk of bias assessment). Subgroup analyses address whether the summary effects vary in relation to specific (usually clinical) characteristics of the included studies or their participants. Meta-regression extends the idea of subgroup analysis to the examination of the quantitative influence of study characteristics on the effect size.¹²⁶ Meta-regression also allows authors to examine the contribution of different variables to the heterogeneity in study findings. Readers of systematic reviews should be aware that meta-regression has many limitations, including a danger of over-interpretation of findings.^{127 128}

Even with limited data, many additional analyses can be undertaken. The choice of which analysis to undertake will depend on the aims of the review. None of these analyses, however, is exempt from producing potentially misleading results. It is important to inform readers whether these analyses were performed, their rationale, and which were pre-specified.

Results

Item 17: Study selection

Give numbers of studies screened, assessed for eligibility, and included in the review, with reasons for exclusions at each stage, ideally with a flow diagram.

Examples In text: "A total of 10 studies involving 13 trials were identified for inclusion in the review. The search of Medline, PsycInfo and Cinahl databases provided a total of 584 citations. After adjusting for duplicates 509 remained. Of these, 479 studies were discarded because after reviewing the abstracts it appeared that these papers clearly did not meet the criteria. Three additional studies...were discarded because full text of the study was not available or the paper could not be feasibly translated into English. The full text of the remaining 27 citations was examined in more detail. It appeared that 22 studies did not meet the inclusion criteria as described. Five studies...met the inclusion criteria and were included in the systematic review. An additional five studies...that met the criteria for inclusion were identified by checking the references of located, relevant papers and searching for studies that have cited these papers. No unpublished relevant studies were obtained."¹²⁹

See flow diagram in fig 2.

Explanation Authors should report, ideally with a flow diagram, the total number of records identified from electronic bibliographic sources (including specialised database or registry searches), hand searches of various sources, reference lists, citation indices, and experts. It is useful if authors delineate for readers the number of selected articles that were identified from the different sources so that they can

see, for example, whether most articles were identified through electronic bibliographic sources or from references or experts. Literature identified primarily from references or experts may be prone to citation or publication bias.^{131 132}

The flow diagram and text should describe clearly the process of report selection throughout the review. Authors should report unique records identified in searches, records excluded after preliminary screening (such as screening of titles and abstracts), reports retrieved for detailed evaluation, potentially eligible reports that were not retrievable, retrieved reports that did not meet inclusion criteria and the primary reasons for exclusion, and the studies included in the review. Indeed, the most appropriate layout may vary for different reviews.

Authors should also note the presence of duplicate or supplementary reports so that readers understand the number of individual studies compared with the number of reports that were included in the review. Authors should be consistent in their use of terms, such as whether they are reporting on counts of citations, records, publications, or studies. We believe that reporting the number of studies is the most important.

A flow diagram can be very useful; it should depict all the studies included based on fulfilling the eligibility criteria, and whether data have been combined for statistical analysis. A recent review of 87 systematic reviews found that about half included a QUOROM flow diagram.¹³³ The authors of this research recommended some important ways that reviewers can improve the use of a flow diagram when describing the flow of information throughout the review process, including a separate flow diagram for each important outcome reported.¹³³

Item 18: Study characteristics

For each study, present characteristics for which data were extracted (such as study size, PICOS, follow-up period) and provide the citation.

Examples In text: "Characteristics of included studies

Methods

All four studies finally selected for the review were randomised controlled trials published in English. The duration of the intervention was 24 months for the RIO-North America and 12 months for the RIO-Diabetes, RIO-Lipids and RIO-Europe study. Although the last two described a period of 24 months during which they were conducted, only the first 12-months results are provided. All trials had a run-in, as a single blind period before the randomisation.

Participants

The included studies involved 6625 participants. The main inclusion criteria entailed adults (18 years or older), with a body mass index greater than 27 kg/m² and less than 5 kg variation in body weight within the three months before study entry.

Intervention

All trials were multicentric. The RIO-North America was conducted in the USA and Canada, RIO-Europe

in Europe and the USA, RIO-Diabetes in the USA and 10 other different countries not specified, and RIO-Lipids in eight unspecified different countries.

The intervention received was placebo, 5 mg of rimonabant or 20 mg of rimonabant once daily in addition to a mild hypocaloric diet (600 kcal/day deficit).

Outcomes

Primary

In all studies the primary outcome assessed was weight change from baseline after one year of treatment and the RIO-North America study also evaluated the prevention of weight regain between the first and second year. All studies evaluated adverse effects, including those of any kind and serious events. Quality of life was measured in only one study, but the results were not described (RIO-Europe).

Secondary and additional outcomes

These included prevalence of metabolic syndrome after one year and change in cardiometabolic risk factors such as blood pressure, lipid profile, etc.

No study included mortality and costs as outcome.

The timing of outcome measures was variable and could include monthly investigations, evaluations every three months or a single final evaluation after one year.⁹¹³⁴

In table: See table 2.

Explanation For readers to gauge the validity and applicability of a systematic review's results, they need to know something about the included studies. Such information includes PICOS (box 2) and specific information relevant to the review question. For example, if the review is examining the long term effects of antidepressants for moderate depressive disorder, authors should report the follow-up periods of the included studies. For each included study, authors should provide a citation for the source of their information regardless of whether or not the study is published. This information makes it easier for interested readers to retrieve the relevant publications or documents.

Reporting study-level data also allows the comparison of the main characteristics of the studies included in the review. Authors should present enough detail to allow readers to make their own judgments about the relevance of included studies. Such information also makes it possible for readers to conduct their own subgroup analyses and interpret subgroups, based on study characteristics.

Authors should avoid, whenever possible, assuming information when it is missing from a study report (such as sample size, method of randomisation). Reviewers may contact the original investigators to try to obtain missing information or confirm the data extracted for the systematic review. If this information is not obtained, this should be noted in the report. If information is imputed, the reader should be told how this was done and for which items. Presenting study-level data makes it possible to clearly identify unpublished information obtained from the original researchers and make it available for the public record.

Typically, study-level characteristics are presented as a table as in the example (table 2). Such presentation ensures that all pertinent items are addressed and that missing or unclear information is clearly indicated. Although paper based journals do not generally allow for the quantity of information available in electronic journals or Cochrane reviews, this should not be accepted as an excuse for omission of important aspects of the methods or results of included studies, since these can, if necessary, be shown on a website.

Following the presentation and description of each included study, as discussed above, reviewers usually provide a narrative summary of the studies. Such a summary provides readers with an overview of the included studies. It may, for example, address the languages of the published papers, years of publication, and geographic origins of the included studies.

The PICOS framework is often helpful in reporting the narrative summary indicating, for example, the clinical characteristics and disease severity of the participants and the main features of the intervention and of the comparison group. For non-pharmacological interventions, it may be helpful to specify for each study the key elements of the intervention received by each group. Full details of the interventions in included studies were reported in only three of 25 systematic reviews relevant to general practice.⁸⁴

Item 19: Risk of bias within studies

Present data on risk of bias of each study and, if available, any outcome-level assessment (see item 12).

Example See table 3.

Explanation We recommend that reviewers assess the risk of bias in the included studies using a standard approach with defined criteria (see item 12). They should report the results of any such assessments.⁸⁹

Reporting only summary data (such as "two of eight trials adequately concealed allocation") is inadequate because it fails to inform readers which studies had the particular methodological shortcoming. A more informative approach is to explicitly report the methodological features evaluated for each study. The Cochrane Collaboration's new tool for assessing the risk of bias also requests that authors substantiate these assessments with any relevant text from the original studies.¹¹ It is often easiest to provide these data in a tabular format, as in the example. However, a narrative summary describing the tabular data can also be helpful for readers.

Item 20: Results of individual studies

For all outcomes considered (benefits and harms), present, for each study, simple summary data for each intervention group and effect estimates and confidence intervals, ideally with a forest plot.

Examples See table 4 and fig 3.

Explanation Publication of summary data from individual studies allows the analyses to be reproduced and other analyses and graphical displays to be investigated. Others may wish to assess the impact of excluding particular studies or consider subgroup analyses not reported by the review authors. Displaying the results of each treatment group in included studies also enables inspection of individual study features. For example,

if only odds ratios are provided, readers cannot assess the variation in event rates across the studies, making the odds ratio impossible to interpret.¹³⁸ Additionally, because data extraction errors in meta-analyses are common and can be large,¹³⁹ the presentation of the results from individual studies makes it easier to identify errors. For continuous outcomes, readers may wish to examine the consistency of standard deviations across studies, for example, to be reassured that standard deviation and standard error have not been confused.¹³⁸

For each study, the summary data for each intervention group are generally given for binary outcomes as frequencies with and without the event (or as proportions such as 12/45). It is not sufficient to report event rates per intervention group as percentages. The required summary data for continuous outcomes are the mean, standard deviation, and sample size for each group. In reviews that examine time-to-event data, the authors should report the log hazard ratio and its standard error (or confidence interval) for each included study. Sometimes, essential data are missing from the reports of the included studies and cannot be calculated from other data but may need to be imputed by the reviewers. For example, the standard deviation may be imputed using the typical standard deviations in the other trials^{116 117} (see item 14). Whenever relevant, authors should indicate which results were not reported directly and had to be estimated from other information (see item 13). In addition, the inclusion of unpublished data should be noted.

For all included studies it is important to present the estimated effect with a confidence interval. This information may be incorporated in a table showing study characteristics or may be shown in a forest plot.¹⁴⁰ The key elements of the forest plot are the effect estimates and confidence intervals for each study shown graphically, but it is preferable also to include, for each study, the numerical group-specific summary data, the effect size and confidence interval, and the percentage weight (see second example, fig 3). For discussion of the results of meta-analysis, see item 21.

In principle, all the above information should be provided for every outcome considered in the review, including both benefits and harms. When there are too many outcomes for full information to be included, results for the most important outcomes should be included in the main report with other information provided as a web appendix. The choice of the information to present should be justified in light of what was originally stated in the protocol. Authors should explicitly mention if the planned main outcomes cannot be presented due to lack of information. There is some evidence that information on harms is only rarely reported in systematic reviews, even when it is available in the original studies.¹⁴¹ Selective omission of harms results biases a systematic review and decreases its ability to contribute to informed decision making.

Item 21: Syntheses of results

Present the main results of the review. If meta-analyses are done, include for each, confidence intervals and measures of consistency.

Examples “Mortality data were available for all six trials, randomizing 311 patients and reporting data for 305 patients. There were no deaths reported in the three respiratory syncytial virus/severe bronchiolitis trials; thus our estimate is based on three trials randomizing 232 patients, 64 of whom died. In the pooled analysis, surfactant was associated with significantly lower mortality (relative risk =0.7, 95% confidence interval =0.4–0.97, $P=0.04$). There was no evidence of heterogeneity ($I^2=0\%$).”¹⁴²

“Because the study designs, participants, interventions, and reported outcome measures varied markedly, we focused on describing the studies, their results, their applicability, and their limitations and on qualitative synthesis rather than meta-analysis.”¹⁴³

“We detected significant heterogeneity within this comparison ($I^2=46.6\%$, $\chi^2=13.11$, $df=7$, $P=0.07$). Retrospective exploration of the heterogeneity identified one trial that seemed to differ from the others. It included only small ulcers (wound area less than 5 cm²). Exclusion of this trial removed the statistical heterogeneity and did not affect the finding of no evidence of a difference in healing rate between hydrocolloids and simple low adherent dressings (relative risk=0.98, [95% confidence interval] 0.85 to 1.12, $I^2=0\%$).”¹⁴⁴

Explanation Results of systematic reviews should be presented in an orderly manner. Initial narrative descriptions of the evidence covered in the review (see item 18) may tell readers important things about the study populations and the design and conduct of studies. These descriptions can facilitate the examination of patterns across studies. They may also provide important information about applicability of evidence, suggest the likely effects of any major biases, and allow consideration, in a systematic manner, of multiple explanations for possible differences of findings across studies.

If authors have conducted one or more meta-analyses, they should present the results as an estimated effect across studies with a confidence interval. It is often simplest to show each meta-analysis summary with the actual results of included studies in a forest plot (see item 20).¹⁴⁰ It should always be clear which of the included studies contributed to each meta-analysis. Authors should also provide, for each meta-analysis, a measure of the consistency of the results from the included studies such as I^2 (heterogeneity, see box 6); a confidence interval may also be given for this measure.¹⁴⁵ If no meta-analysis was performed, the qualitative inferences should be presented as systematically as possible with an explanation of why meta-analysis was not done, as in the second example above.¹⁴³ Readers may find a forest plot, without a summary estimate, helpful in such cases.

Authors should in general report syntheses for all the outcome measures they set out to investigate (that is, those described in the protocol, see item 4) to allow readers to draw their own conclusions about the implications of the results. Readers should be made aware of any deviations from the planned analysis. Authors should tell readers if the planned meta-analysis was not

thought appropriate or possible for some of the outcomes and the reasons for that decision.

It may not always be sensible to give meta-analysis results and forest plots for each outcome. If the review addresses a broad question, there may be a very large number of outcomes. Also, some outcomes may have been reported in only one or two studies, in which case forest plots are of little value and may be seriously biased.

Of 300 systematic reviews indexed in Medline in 2004, a little more than half (54%) included meta-analyses, of which the majority (91%) reported assessing for inconsistency in results.

Item 22: Risk of bias across studies

Present results of any assessment of risk of bias across studies (see item 15).

Example “Strong evidence of heterogeneity ($I^2=79\%$, $P<0.001$) was observed. To explore this heterogeneity, a funnel plot was drawn. The funnel plot [fig 4] shows evidence of considerable asymmetry.”¹⁴⁶

“Specifically, four sertraline trials involving 486 participants and one citalopram trial involving 274 participants were reported as having failed to achieve a statistically significant drug effect, without reporting mean HRSD [Hamilton Rating Scale for Depression] scores. We were unable to find data from these trials on pharmaceutical company Web sites or through our search of the published literature. These omissions represent 38% of patients in sertraline trials and 23% of patients in citalopram trials. Analyses with and without inclusion of these trials found no differences in the patterns of results; similarly, the revealed patterns do not interact with drug type. The purpose of using the data obtained from the FDA was to avoid publication bias, by including unpublished as well as published trials. Inclusion of only those sertraline and citalopram trials for which means were reported to the FDA would constitute a form of reporting bias similar to publication bias and would lead to overestimation of drug–placebo differences for these drug types. Therefore, we present analyses only on data for medications for which complete clinical trials’ change was reported.”¹⁴⁷

Explanation Authors should present the results of any assessments of risk of bias across studies. If a funnel plot is reported, authors should specify the effect estimate and measure of precision used, presented typically on the x axis and y axis, respectively. Authors should describe if and how they have tested the statistical significance of any possible asymmetry (see item 15). Results of any investigations of selective reporting of outcomes within studies (as discussed in item 15) should also be reported. Also, we advise authors to tell readers if any pre-specified analyses for assessing risk of bias across studies were not completed and the reasons (such as too few included studies).

Item 23: Additional analyses

Give results of additional analyses, if done (such as sensitivity or subgroup analyses, meta-regression [see item 16]).

Example “...benefits of chondroitin were smaller in trials with adequate concealment of allocation compared

with trials with unclear concealment (P for interaction $=0.050$), in trials with an intention-to-treat analysis compared with those that had excluded patients from the analysis (P for interaction $=0.017$), and in large compared with small trials (P for interaction $=0.022$).”¹⁴⁸

“Subgroup analyses according to antibody status, antiviral medications, organ transplanted, treatment duration, use of antilymphocyte therapy, time to outcome assessment, study quality and other aspects of study design did not demonstrate any differences in treatment effects. Multivariate meta-regression showed no significant difference in CMV [cytomegalovirus] disease after allowing for potential confounding or effect-modification by prophylactic drug used, organ transplanted or recipient serostatus in CMV positive recipients and CMV negative recipients of CMV positive donors.”¹⁴⁹

Explanation Authors should report any subgroup or sensitivity analyses and whether they were pre-specified (see items 5 and 16). For analyses comparing subgroups of studies (such as separating studies of low and high dose aspirin), the authors should report any tests for interactions, as well as estimates and confidence intervals from meta-analyses within each subgroup. Similarly, meta-regression results (see item 16) should not be limited to P values but should include effect sizes and confidence intervals,¹⁵⁰ as the first example reported above does in a table. The amount of data included in each additional analysis should be specified if different from that considered in the main analyses. This information is especially relevant for sensitivity analyses that exclude some studies; for example, those with high risk of bias.

Importantly, all additional analyses conducted should be reported, not just those that were statistically significant. This information will help avoid selective outcome reporting bias within the review as has been demonstrated in reports of randomised controlled trials.^{42 44 121 151 152} Results from exploratory subgroup or sensitivity analyses should be interpreted cautiously, bearing in mind the potential for multiple analyses to mislead.

Discussion

Item 24: Summary of evidence

Summarise the main findings, including the strength of evidence for each main outcome; consider their relevance to key groups (such as healthcare providers, users, and policy makers).

Example “Overall, the evidence is not sufficiently robust to determine the comparative effectiveness of angioplasty (with or without stenting) and medical treatment alone. Only 2 randomized trials with long-term outcomes and a third randomized trial that allowed substantial crossover of treatment after 3 months directly compared angioplasty and medical treatment...the randomized trials did not evaluate enough patients or did not follow patients for a sufficient duration to allow definitive conclusions to be made about clinical outcomes, such as mortality and cardiovascular or kidney failure events.

Some acceptable evidence from comparison of medical treatment and angioplasty suggested no difference in long-term kidney function but possibly better blood pressure control after angioplasty, an effect that may be

limited to patients with bilateral atherosclerotic renal artery stenosis. The evidence regarding other outcomes is weak. Because the reviewed studies did not explicitly address patients with rapid clinical deterioration who may need acute intervention, our conclusions do not apply to this important subset of patients.”¹⁴³

Explanation Authors should give a brief and balanced summary of the nature and findings of the review. Sometimes, outcomes for which little or no data were found should be noted due to potential relevance for policy decisions and future research. Applicability of the review’s findings—to different patients, settings, or target audiences, for example—should be mentioned. Although there is no standard way to assess applicability simultaneously to different audiences, some systems do exist.¹⁵³ Sometimes, authors formally rate or assess the overall body of evidence addressed in the review and can present the strength of their summary recommendations tied to their assessments of the quality of evidence (such as the GRADE system).¹⁰

Authors need to keep in mind that statistical significance of the effects does not always suggest clinical or policy relevance. Likewise, a non-significant result does not demonstrate that a treatment is ineffective. Authors should ideally clarify trade-offs and how the values attached to the main outcomes would lead different people to make different decisions. In addition, astute authors consider factors that are important in translating the evidence to different settings and that may modify the estimates of effects reported in the review.¹⁵³ Patients and healthcare providers may be primarily interested in which intervention is most likely to provide a benefit with acceptable harms, while policy makers and administrators may value data on organisational impact and resource utilisation.

Item 25: Limitations

Discuss limitations at study and outcome level (such as risk of bias), and at review level (such as incomplete retrieval of identified research, reporting bias).

Examples Outcome level: “The meta-analysis reported here combines data across studies in order to estimate treatment effects with more precision than is possible in a single study. The main limitation of this meta-analysis, as with any overview, is that the patient population, the antibiotic regimen and the outcome definitions are not the same across studies.”¹⁵⁴

Study and review level: “Our study has several limitations. The quality of the studies varied. Randomization was adequate in all trials; however, 7 of the articles did not explicitly state that analysis of data adhered to the intention-to-treat principle, which could lead to overestimation of treatment effect in these trials, and we could not assess the quality of 4 of the 5 trials reported as abstracts. Analyses did not identify an association between components of quality and re-bleeding risk, and the effect size in favour of combination therapy remained statistically significant when we excluded trials that were reported as abstracts.

Publication bias might account for some of the effect we observed. Smaller trials are, in general, analyzed with less methodological rigor than larger studies, and an

asymmetrical funnel plot suggests that selective reporting may have led to an overestimation of effect sizes in small trials.”¹⁵⁵

Explanation A discussion of limitations should address the validity (that is, risk of bias) and reporting (informativeness) of the included studies, limitations of the review process, and generalisability (applicability) of the review. Readers may find it helpful if authors discuss whether studies were threatened by serious risks of bias, whether the estimates of the effect of the intervention are too imprecise, or if there were missing data for many participants or important outcomes.

Limitations of the review process might include limitations of the search (such as restricting to English-language publications), and any difficulties in the study selection, appraisal, and meta-analysis processes. For example, poor or incomplete reporting of study designs, patient populations, and interventions may hamper interpretation and synthesis of the included studies.⁸⁴ Applicability of the review may be affected if there are limited data for certain populations or subgroups where the intervention might perform differently or few studies assessing the most important outcomes of interest; or if there is a substantial amount of data relating to an outdated intervention or comparator or heavy reliance on imputation of missing values for summary estimates (item 14).

Item 26: Conclusions

Provide a general interpretation of the results in the context of other evidence, and implications for future research.

Example Implications for practice: “Between 1995 and 1997 five different meta-analyses of the effect of antibiotic prophylaxis on infection and mortality were published. All confirmed a significant reduction in infections, though the magnitude of the effect varied from one review to another. The estimated impact on overall mortality was less evident and has generated considerable controversy on the cost effectiveness of the treatment. Only one among the five available reviews, however, suggested that a weak association between respiratory tract infections and mortality exists and lack of sufficient statistical power may have accounted for the limited effect on mortality.”

Implications for research: “A logical next step for future trials would thus be the comparison of this protocol against a regimen of a systemic antibiotic agent only to see whether the topical component can be dropped. We have already identified six such trials but the total number of patients so far enrolled (n=1056) is too small for us to be confident that the two treatments are really equally effective. If the hypothesis is therefore considered worth testing more and larger randomised controlled trials are warranted. Trials of this kind, however, would not resolve the relevant issue of treatment induced resistance. To produce a satisfactory answer to this, studies with a different design would be necessary. Though a detailed discussion goes beyond the scope of this paper, studies in which the intensive care unit rather than the individual patient is the unit of randomisation and in which the occurrence of antibiotic resistance is monitored over a long period of time should be undertaken.”¹⁵⁶

Explanation Systematic reviewers sometimes draw conclusions that are too optimistic¹⁵⁷ or do not consider the harms equally as carefully as the benefits, although some evidence suggests these problems are decreasing.¹⁵⁸ If conclusions cannot be drawn because there are too few reliable studies, or too much uncertainty, this should be stated. Such a finding can be as important as finding consistent effects from several large studies.

Authors should try to relate the results of the review to other evidence, as this helps readers to better interpret the results. For example, there may be other systematic reviews about the same general topic that have used different methods or have addressed related but slightly different questions.^{159 160} Similarly, there may be additional information relevant to decision makers, such as the cost-effectiveness of the intervention (such as health technology assessment). Authors may discuss the results of their review in the context of existing evidence regarding other interventions.

We advise authors also to make explicit recommendations for future research. In a sample of 2535 Cochrane reviews, 82% included recommendations for research with specific interventions, 30% suggested the appropriate type of participants, and 52% suggested outcome measures for future research.¹⁶¹ There is no corresponding assessment about systematic reviews published in medical journals, but we believe that such recommendations are much less common in those reviews.

Clinical research should not be planned without a thorough knowledge of similar, existing research.¹⁶² There is evidence that this still does not occur as it should and that authors of primary studies do not consider a systematic review when they design their studies.¹⁶³ We believe systematic reviews have great potential for guiding future clinical research.

Funding

Item 27: Funding

Describe sources of funding or other support (such as supply of data) for the systematic review, and the role of funders for the systematic review.

Examples “The evidence synthesis upon which this article was based was funded by the Centers for Disease Control and Prevention for the Agency for Healthcare Research and Quality and the U.S. Prevention Services Task Force.”¹⁶⁴

“Role of funding source: The funders played no role in study design, collection, analysis, interpretation of data, writing of the report, or in the decision to submit the paper for publication. They accept no responsibility for the contents.”¹⁶⁵

Explanation Authors of systematic reviews, like those of any other research study, should disclose any funding they received to carry out the review, or state if the review was not funded. Lexchin and colleagues¹⁶⁶ observed that outcomes of reports of randomised trials and meta-analyses of clinical trials funded by the pharmaceutical industry are more likely to favor the sponsor’s product compared with studies with other sources of funding. Similar results have been reported elsewhere.^{167 168} Analogous data suggest that similar biases

may affect the conclusions of systematic reviews.¹⁶⁹

Given the potential role of systematic reviews in decision making, we believe authors should be transparent about the funding and the role of funders, if any. Sometimes the funders will provide services, such as those of a librarian to complete the searches for relevant literature or access to commercial databases not available to the reviewers. Any level of funding or services provided to the systematic review team should be reported. Authors should also report whether the funder had any role in the conduct or report of the review. Beyond funding issues, authors should report any real or perceived conflicts of interest related to their role or the role of the funder in the reporting of the systematic review.¹⁷⁰

In a survey of 300 systematic reviews published in November 2004, funding sources were not reported in 41% of the reviews.³ Only a minority of reviews (2%) reported being funded by for-profit sources, but the true proportion may be higher.¹⁷¹

Additional considerations for systematic reviews of non-randomised intervention studies or for other types of systematic reviews

The PRISMA statement and this document have focused on systematic reviews of reports of randomised trials. Other study designs, including non-randomised studies, quasi-experimental studies, and interrupted time series, are included in some systematic reviews that evaluate the effects of healthcare interventions.^{172 173} The methods of these reviews may differ to varying degrees from the typical intervention review, for example regarding the literature search, data abstraction, assessment of risk of bias, and analysis methods. As such, their reporting demands might also differ from what we have described here. A useful principle is for systematic review authors to ensure that their methods are reported with adequate clarity and transparency to enable readers to critically judge the available evidence and replicate or update the research.

In some systematic reviews, the authors will seek the raw data from the original researchers to calculate the summary statistics. These systematic reviews are called individual patient (or participant) data reviews.^{40 41} Individual patient data meta-analyses may also be conducted with prospective accumulation of data rather than retrospective accumulation of existing data. Here too, extra information about the methods will need to be reported.

Other types of systematic reviews exist. Realist reviews aim to determine how complex programmes work in specific contexts and settings.¹⁷⁴ Meta-narrative reviews aim to explain complex bodies of evidence through mapping and comparing different overarching storylines.¹⁷⁵ Network meta-analyses, also known as multiple treatments meta-analyses, can be used to analyse data from comparisons of many different treatments.^{176 177} They use both direct and indirect comparisons and can be used to compare interventions that have not been directly compared.

We believe that the issues we have highlighted in this paper are relevant to ensure transparency and under-

standing of the processes adopted and the limitations of the information presented in systematic reviews of different types. We hope that PRISMA can be the basis for more detailed guidance on systematic reviews of other types of research, including diagnostic accuracy and epidemiological studies.

Discussion

We developed the PRISMA statement using an approach for developing reporting guidelines that has evolved over several years.¹⁷⁸ The overall aim of PRISMA is to help ensure the clarity and transparency of reporting of systematic reviews, and recent data indicate that this reporting guidance is much needed.³ PRISMA is not intended to be a quality assessment tool and it should not be used as such.

This PRISMA explanation and elaboration document was developed to facilitate the understanding, uptake, and dissemination of the PRISMA statement and hopefully provide a pedagogical framework for those interested in conducting and reporting systematic reviews. It follows a format similar to that used in other explanatory documents.¹⁷⁻¹⁹ Following the recommendations in the PRISMA checklist may increase the word count of a systematic review report. We believe, however, that the benefit of readers being able to critically appraise a clear, complete, and transparent systematic review report outweighs the possible slight increase in the length of the report.

While the aims of PRISMA are to reduce the risk of flawed reporting of systematic reviews and improve the clarity and transparency in how reviews are conducted, we have little data to state more definitively whether this “intervention” will achieve its intended goal. A previous effort to evaluate QUOROM was not successfully completed.¹⁷⁸ Publication of the QUOROM statement was delayed for two years while a research team attempted to evaluate its effectiveness by conducting a randomised controlled trial with the participation of eight major medical journals. Unfortunately that trial was not completed due to accrual problems (David Moher, personal communication). Other evaluation methods might be easier to conduct. At least one survey of 139 published systematic reviews in the critical care literature¹⁷⁹ suggests that their quality improved after the publication of QUOROM.

If the PRISMA statement is endorsed by and adhered to in journals, as other reporting guidelines have been,^{17-19 180} there should be evidence of improved reporting of systematic reviews. For example, there have been several evaluations of whether the use of CONSORT improves reports of randomised controlled trials. A systematic review of these studies¹⁸¹ indicates that use of CONSORT is associated with improved reporting of certain items, such as allocation concealment. We aim to evaluate the benefits (that is, improved reporting) and possible adverse effects (such as increased word length) of PRISMA and we encourage others to consider doing likewise.

Even though we did not carry out a systematic literature search to produce our checklist, and this is indeed a

limitation of our effort, PRISMA was developed using an evidence based approach whenever possible. Checklist items were included if there was evidence that not reporting the item was associated with increased risk of bias, or where it was clear that information was necessary to appraise the reliability of a review. To keep PRISMA up to date and as evidence based as possible requires regular vigilance of the literature, which is growing rapidly. Currently the Cochrane Methodology Register has more than 11 000 records pertaining to the conduct and reporting of systematic reviews and other evaluations of health and social care. For some checklist items, such as reporting the abstract (item 2), we have used evidence from elsewhere in the belief that the issue applies equally well to reporting of systematic reviews. Yet for other items, evidence does not exist; for example, whether a training exercise improves the accuracy and reliability of data extraction. We hope PRISMA will act as a catalyst to help generate further evidence that can be considered when further revising the checklist in the future.

More than 10 years have passed between the development of the QUOROM statement and its update, the PRISMA statement. We aim to update PRISMA more frequently. We hope that the implementation of PRISMA will be better than it has been for QUOROM. There are at least two reasons to be optimistic. First, systematic reviews are increasingly used by healthcare providers to inform “best practice” patient care. Policy analysts and managers are using systematic reviews to inform healthcare decision making and to better target future research. Second, we anticipate benefits from the development of the EQUATOR Network, described below.

Developing any reporting guideline requires considerable effort, experience, and expertise. While reporting guidelines have been successful for some individual efforts,¹⁷⁻¹⁹ there are likely others who want to develop reporting guidelines who possess little time, experience, or knowledge as to how to do so appropriately. The EQUATOR (enhancing the quality and transparency of health research) Network aims to help such individuals and groups by serving as a global resource for anybody interested in developing reporting guidelines, regardless of the focus.^{7 180 182} The overall goal of EQUATOR is to improve the quality of reporting of all health science research through the development and translation of reporting guidelines. Beyond this aim, the network plans to develop a large web presence by developing and maintaining a resource centre of reporting tools, and other information for reporting research (www.equator-network.org/).

We encourage healthcare journals and editorial groups, such as the World Association of Medical Editors and the International Committee of Medical Journal Editors, to endorse PRISMA in much the same way as they have endorsed other reporting guidelines, such as CONSORT. We also encourage editors of healthcare journals to support PRISMA by updating their “instructions to authors” and including the PRISMA web address, and by raising awareness through specific editorial actions.

The following people contributed to this paper: Doug Altman, Centre

for Statistics in Medicine (Oxford, UK); Gerd Antes, University Hospital Freiburg (Freiburg, Germany); David Atkins, Health Services Research and Development Service, Veterans Health Administration (Washington DC, USA); Virginia Barbour, *PLoS Medicine* (Cambridge, UK); Nick Barrowman, Children's Hospital of Eastern Ontario (Ottawa, Canada); Jesse A Berlin, Johnson & Johnson Pharmaceutical Research and Development (Titusville NJ, USA); Jocalyn Clark, *PLoS Medicine* (at the time of writing, BMJ, London); Mike Clarke, UK Cochrane Centre (Oxford, UK) and School of Nursing and Midwifery, Trinity College (Dublin, Ireland); Deborah Cook, Departments of Medicine, Clinical Epidemiology and Biostatistics, McMaster University (Hamilton, Canada); Roberto D'Amico, Università di Modena e Reggio Emilia (Modena, Italy) and Centro Cochrane Italiano, Istituto Ricerche Farmacologiche Mario Negri (Milan, Italy); Jonathan J Deeks, University of Birmingham (Birmingham); P J Devereaux, Departments of Medicine, Clinical Epidemiology and Biostatistics, McMaster University (Hamilton, Canada); Kay Dickersin, Johns Hopkins Bloomberg School of Public Health (Baltimore MD, USA); Matthias Egger, Department of Social and Preventive Medicine, University of Bern (Bern, Switzerland); Edzard Ernst, Peninsula Medical School (Exeter, UK); Peter C Gøtzsche, Nordic Cochrane Centre (Copenhagen, Denmark); Jeremy Grimshaw, Ottawa Hospital Research Institute (Ottawa, Canada); Gordon Guyatt, Departments of Medicine, Clinical Epidemiology and Biostatistics, McMaster University; Julian Higgins, MRC Biostatistics Unit (Cambridge, UK); John P A Ioannidis, University of Ioannina Campus (Ioannina, Greece); Jos Kleijnen, Kleijnen Systematic Reviews (York, UK) and School for Public Health and Primary Care (CAPHRI), University of Maastricht (Maastricht, Netherlands); Tom Lang, Tom Lang Communications and Training (Davis CA, USA); Alessandro Liberati, Università di Modena e Reggio Emilia (Modena, Italy) and Centro Cochrane Italiano, Istituto Ricerche Farmacologiche Mario Negri (Milan, Italy); Nicola Magrini, NHS Centre for the Evaluation of the Effectiveness of

Health Care—CeVEAS (Modena, Italy); David McNamee, Lancet (London, UK); David Moher, Ottawa Methods Centre, Ottawa Hospital Research Institute (Ottawa, Canada); Lorenzo Moja, Centro Cochrane Italiano, Istituto Ricerche Farmacologiche Mario Negri; Maryann Napoli, Center for Medical Consumers (New York, USA); Cynthia Mulrow, *Annals of Internal Medicine* (Philadelphia, Pennsylvania, US); Andy Oxman, Norwegian Health Services Research Centre (Oslo, Norway); Ba' Pham, Toronto Health Economics and Technology Assessment Collaborative (Toronto, Canada) (at the time of first meeting of the group, GlaxoSmithKline Canada, Mississauga, Canada); Drummond Rennie, University of California San Francisco (San Francisco CA, USA); Margaret Sampson, Children's Hospital of Eastern Ontario (Ottawa, Canada); Kenneth F Schulz, Family Health International (Durham NC, USA); Paul G Shekelle, Southern California Evidence Based Practice Center (Santa Monica CA, USA); Jennifer Tetzlaff, Ottawa Methods Centre, Ottawa Hospital Research Institute (Ottawa, Canada); David Tovey, Cochrane Library, Cochrane Collaboration (Oxford, UK) (at the time of first meeting of the group, BMJ, London); Peter Tugwell, Institute of Population Health, University of Ottawa (Ottawa, Canada).

Lorenzo Moja helped with the preparation and the several updates of the manuscript and assisted with the preparation of the reference list. AL is the guarantor of the manuscript.

Competing interests: None declared.

Provenance and peer review: Not commissioned; externally peer reviewed.

In order to encourage dissemination of the PRISMA statement, this article is freely accessible on bmj.com and will also be published in *PLoS Medicine*, *Annals of Internal Medicine*, *Journal of Clinical Epidemiology*, and *Open Medicine*. The authors jointly hold the copyright of this article. For details on further use, see the PRISMA website (www.prisma-statement.org/).

BOXES, TABLES AND REFERENCES FOLLOW

Table 1 | Checklist of items to include when reporting a systematic review or meta-analysis

Section/topic	Item No	Checklist item	Reported on page No
Title			
Title	1	Identify the report as a systematic review, meta-analysis, or both	
Abstract			
Structured summary	2	Provide a structured summary including, as applicable, background, objectives, data sources, study eligibility criteria, participants, interventions, study appraisal and synthesis methods, results, limitations, conclusions and implications of key findings, systematic review registration number	
Introduction			
Rationale	3	Describe the rationale for the review in the context of what is already known	
Objectives	4	Provide an explicit statement of questions being addressed with reference to participants, interventions, comparisons, outcomes, and study design (PICOS)	
Methods			
Protocol and registration	5	Indicate if a review protocol exists, if and where it can be accessed (such as web address), and, if available, provide registration information including registration number	
Eligibility criteria	6	Specify study characteristics (such as PICOS, length of follow-up) and report characteristics (such as years considered, language, publication status) used as criteria for eligibility, giving rationale	
Information sources	7	Describe all information sources (such as databases with dates of coverage, contact with study authors to identify additional studies) in the search and date last searched	
Search	8	Present full electronic search strategy for at least one database, including any limits used, such that it could be repeated	
Study selection	9	State the process for selecting studies (that is, screening, eligibility, included in systematic review, and, if applicable, included in the meta-analysis)	
Data collection process	10	Describe method of data extraction from reports (such as piloted forms, independently, in duplicate) and any processes for obtaining and confirming data from investigators	
Data items	11	List and define all variables for which data were sought (such as PICOS, funding sources) and any assumptions and simplifications made	
Risk of bias in individual studies	12	Describe methods used for assessing risk of bias of individual studies (including specification of whether this was done at the study or outcome level), and how this information is to be used in any data synthesis	
Summary measures	13	State the principal summary measures (such as risk ratio, difference in means).	
Synthesis of results	14	Describe the methods of handling data and combining results of studies, if done, including measures of consistency (such as I ²) for each meta-analysis	
Risk of bias across studies	15	Specify any assessment of risk of bias that may affect the cumulative evidence (such as publication bias, selective reporting within studies)	
Additional analyses	16	Describe methods of additional analyses (such as sensitivity or subgroup analyses, meta-regression), if done, indicating which were pre-specified	
Results			
Study selection	17	Give numbers of studies screened, assessed for eligibility, and included in the review, with reasons for exclusions at each stage, ideally with a flow diagram	
Study characteristics	18	For each study, present characteristics for which data were extracted (such as study size, PICOS, follow-up period) and provide the citations	
Risk of bias within studies	19	Present data on risk of bias of each study and, if available, any outcome-level assessment (see item 12).	
Results of individual studies	20	For all outcomes considered (benefits or harms), present for each study (a) simple summary data for each intervention group and (b) effect estimates and confidence intervals, ideally with a forest plot	
Synthesis of results	21	Present results of each meta-analysis done, including confidence intervals and measures of consistency	
Risk of bias across studies	22	Present results of any assessment of risk of bias across studies (see item 15)	
Additional analysis	23	Give results of additional analyses, if done (such as sensitivity or subgroup analyses, meta-regression [see item 16])	
Discussion			
Summary of evidence	24	Summarise the main findings including the strength of evidence for each main outcome; consider their relevance to key groups (such as health care providers, users, and policy makers)	
Limitations	25	Discuss limitations at study and outcome level (such as risk of bias), and at review level (such as incomplete retrieval of identified research, reporting bias)	
Conclusions	26	Provide a general interpretation of the results in the context of other evidence, and implications for future research	
Funding			
Funding	27	Describe sources of funding for the systematic review and other support (such as supply of data) and role of funders for the systematic review	

Table 2 | Example of summary of study characteristics: Summary of included studies evaluating the efficacy of antiemetic agents in acute gastroenteritis. Adapted from DeCamp et al¹³⁵

Source	Setting	No of patients	Age range	Inclusion criteria	Antiemetic agent	Route	Follow-up
Freedman et al 2006	ED	214	6 months-10 years	GE with mild to moderate dehydration and vomiting in the preceding 4 hours	Ondansetron	PO	1-2 weeks
Reeves et al 2002	ED	107	1 month-22 years	GE and vomiting requiring IV rehydration	Ondansetron	IV	5-7 days
Roslund et al 2007	ED	106	1-10 years	GE with failed oral rehydration attempt in ED	Ondansetron	PO	1 week
Stork et al 2006	ED	137	6 months-12 years	GE, recurrent emesis, mild to moderate dehydration, and failed oral hydration	Ondansetron and dexamethasone	IV	1 and 2 days

ED = emergency department; GE = gastroenteritis; IV = intravenous; PO = by mouth.

Table 3 | Example of assessment of the risk of bias: Quality measures of the randomised controlled trials that failed to fulfil any one of six markers of validity. Adapted from Devereaux et al⁹⁶

Trials	Concealment of randomisation	RCT stopped early	Patients blinded	Healthcare providers blinded	Data collectors blinded	Outcome assessors blinded
Liu	No	No	Yes	Yes	Yes	Yes
Stone	Yes	No	No	Yes	Yes	Yes
Polderman	Yes	Yes	No	No	No	Yes
Zaugg	Yes	No	No	No	Yes	Yes
Urban	Yes	Yes	No	No, except anaesthesiologists	Yes	Yes

RCT = randomised controlled trial.

Table 4 | Example of summary results: Heterotopic ossification in trials comparing radiotherapy to non-steroidal anti-inflammatory drugs after major hip procedures and fractures. Adapted from Pakos et al¹³⁶

Author (year)	Radiotherapy	NSAID
Kienapfel (1999)	12/49 24.5%	20/55 36.4%
Sell (1998)	2/77 2.6%	18/77 23.4%
Kolbl (1997)	39/188 20.7%	18/113 15.9%
Kolbl (1998)	22/46 47.8%	6/54 11.1%
Moore (1998)	9/33 27.3%	18/39 46.2%
Bremen-Kuhne (1997)	9/19 47.4%	11/31 35.5%
Kneller (1997)	5/101 5.0%	46/183 25.4%

NSAID = non-steroidal anti-inflammatory drug.

Box 1 | Terminology

The terminology used to describe systematic reviews and meta-analyses has evolved over time and varies between fields. Different terms have been used by different groups, such as educators and psychologists. The conduct of a systematic review comprises several explicit and reproducible steps, such as identifying all likely relevant records, selecting eligible studies, assessing the risk of bias, extracting data, qualitative synthesis of the included studies, and possibly meta-analyses.

Initially this entire process was termed a meta-analysis and was so defined in the QUOROM statement.⁸ More recently, especially in healthcare research, there has been a trend towards preferring the term systematic review. If quantitative synthesis is performed, this last stage alone is referred to as a meta-analysis. The Cochrane Collaboration uses this terminology,⁹ under which a meta-analysis, if performed, is a component of a systematic review. Regardless of the question addressed and the complexities involved, it is always possible to complete a systematic review of existing data, but not always possible or desirable, to quantitatively synthesise results because of clinical, methodological, or statistical differences across the included studies. Conversely, with prospective accumulation of studies and datasets where the plan is eventually to combine them, the term “(prospective) meta-analysis” may make more sense than “systematic review.”

For retrospective efforts, one possibility is to use the term systematic review for the whole process up to the point when one decides whether to perform a quantitative synthesis. If a quantitative synthesis is performed, some researchers refer to this as a meta-analysis. This definition is similar to that found in the current edition of the *Dictionary of Epidemiology*.¹⁸³

While we recognise that the use of these terms is inconsistent and there is residual disagreement among the members of the panel working on PRISMA, we have adopted the definitions used by the Cochrane Collaboration.⁹

Systematic review A systematic review attempts to collate all empirical evidence that fits pre-specified eligibility criteria to answer a specific research question. It uses explicit, systematic methods that are selected with a view to minimising bias, thus providing reliable findings from which conclusions can be drawn and decisions made.^{184 185} The key characteristics of a systematic review are (a) a clearly stated set of objectives with an explicit, reproducible methodology; (b) a systematic search that attempts to identify all studies that would meet the eligibility criteria; (c) an assessment of the validity of the findings of the included studies, such as through the assessment of risk of bias; and (d) systematic presentation and synthesis of the characteristics and findings of the included studies.

Meta-analysis Meta-analysis is the use of statistical techniques to integrate and summarise the results of included studies. Many systematic reviews contain meta-analyses, but not all. By combining information from all relevant studies, meta-analyses can provide more precise estimates of the effects of health care than those derived from the individual studies included within a review.

Box 2 |: Helping to develop the research question(s): the PICOS approach

Formulating relevant and precise questions that can be answered in a systematic review can be complex and time consuming. A structured approach for framing questions that uses five components may help facilitate the process. This approach is commonly known by the acronym “PICOS” where each letter refers to a component: the patient population or the disease being addressed (P), the interventions or exposure (I), the comparator group (C), the outcome or endpoint (O), and the study design chosen (S).¹⁸⁶ Issues relating to PICOS affect several PRISMA items (items 6, 8, 9, 10, 11, and 18).

- **P**—Providing information about the population requires a precise definition of a group of participants (often patients), such as men over the age of 65 years, their defining characteristics of interest (often disease), and possibly the setting of care considered, such as an acute care hospital.
- **I**—The interventions (exposures) under consideration in the systematic review need to be transparently reported. For example, if the reviewers answer a question regarding the association between a woman’s prenatal exposure to folic acid and subsequent offspring’s neural tube defects, reporting the dose, frequency, and duration of folic acid used in different studies is likely to be important for readers to interpret the review’s results and conclusions. Other interventions (exposures) might include diagnostic, preventive, or therapeutic treatments; arrangements of specific processes of care; lifestyle changes; psychosocial or educational interventions; or risk factors.
- **C**—Clearly reporting the comparator (control) group intervention(s)—such as usual care, drug, or placebo—is essential for readers to fully understand the selection criteria of primary studies included in the systematic review, and might be a source of heterogeneity investigators have to deal with. Comparators are often poorly described. Clearly reporting what the intervention is compared with is important and may sometimes have implications for the inclusion of studies in a review—many reviews compare with “standard care,” which is otherwise undefined; this should be properly addressed by authors.
- **O**—The outcomes of the intervention being assessed—such as mortality, morbidity, symptoms, or quality of life improvements—should be clearly specified as they are required to interpret the validity and generalisability of the systematic review’s results.
- **S**—Finally, the type of study design(s) included in the review should be reported. Some reviews include only reports of randomised trials, whereas others have broader design criteria and include randomised trials and certain types of observational studies. Still other reviews, such as those specifically answering questions related to harms, may include a wide variety of designs ranging from cohort studies to case reports. Whatever study designs are included in the review, these should be reported.

Independently from how difficult it is to identify the components of the research question, the important point is that a structured approach is preferable, and this extends beyond systematic reviews of effectiveness. Ideally the PICOS criteria should be formulated a priori, in the systematic review’s protocol, although some revisions might be required because of the iterative nature of the review process. Authors are encouraged to report their PICOS criteria and whether any modifications were made during the review process. A useful example in this realm is the appendix of the “systematic reviews of water fluoridation” undertaken by the Centre for Reviews and Dissemination.¹⁸⁷

Box 3 |: Identification of study reports and data extraction

Comprehensive searches usually result in a large number of identified records, a much smaller number of studies included in the systematic review, and even fewer of these studies included in any meta-analyses. Reports of systematic reviews often provide little detail as to the methods used by the review team in this process. Readers are often left with what can be described as the “X-files” phenomenon, as it is unclear what occurs between the initial set of identified records and those finally included in the review.

Sometimes, review authors simply report the number of included studies; more often they report the initial number of identified records and the number of included studies. Rarely, although this is optimal for readers, do review authors report the number of identified records, the smaller number of potentially relevant studies, and the even smaller number of included studies, by outcome. Review authors also need to differentiate between the number of reports and studies. Often there will not be a 1:1 ratio of reports to studies and this information needs to be described in the systematic review report.

Ideally, the identification of study reports should be reported as text in combination with use of the PRISMA flow diagram. While we recommend use of the flow diagram, a small number of reviews might be particularly simple and can be sufficiently described with a few brief sentences of text. More generally, review authors will need to report the process used for each step: screening the identified records; examining the full text of potentially relevant studies (and reporting the number that could not be obtained); and applying eligibility criteria to select the included studies.

Such descriptions should also detail how potentially eligible records were promoted to the next stage of the review (such as full text screening) and to the final stage of this process, the included studies. Often review teams have three response options for excluding records or promoting them to the next stage of the winnowing process: “yes,” “no,” and “maybe.”

Similarly, some detail should be reported on who participated and how such processes were completed. For example, a single person may screen the identified records while a second person independently examines a small sample of them. The entire winnowing process is one of “good bookkeeping” whereby interested readers should be able to work backwards from the included studies to come up with the same numbers of identified records.

There is often a paucity of information describing the data extraction processes in reports of systematic reviews. Authors may simply report that “relevant” data were extracted from each included study with little information about the processes used for data extraction. It may be useful for readers to know whether a systematic review’s authors developed, a priori or not, a data extraction form, whether multiple forms were used, the number of questions, whether the form was pilot tested, and who completed the extraction. For example, it is important for readers to know whether one or more people extracted data, and if so, whether this was completed independently, whether “consensus” data were used in the analyses, and if the review team completed an informal training exercise or a more formal reliability exercise.

Box 4 | Study quality and risk of bias

In this paper, and elsewhere,¹¹ we sought to use a new term for many readers, namely, risk of bias, for evaluating each included study in a systematic review. Previous papers^{89,188} tended to use the term “quality.” When carrying out a systematic review we believe it is important to distinguish between quality and risk of bias and to focus on evaluating and reporting the latter. Quality is often the best the authors have been able to do. For example, authors may report the results of surgical trials in which blinding of the outcome assessors was not part of the trial’s conduct. Even though this may have been the best methodology the researchers were able to do, there are still theoretical grounds for believing that the study was susceptible to (risk of) bias.

Assessing the risk of bias should be part of the conduct and reporting of any systematic review. In all situations, we encourage systematic reviewers to think ahead carefully about what risks of bias (methodological and clinical) may have a bearing on the results of their systematic reviews.

For systematic reviewers, understanding the risk of bias on the results of studies is often difficult, because the report is only a surrogate of the actual conduct of the study. There is some suggestion^{189,190} that the report may not be a reasonable facsimile of the study, although this view is not shared by all.^{88,191} There are three main ways to assess risk of bias—individual components, checklists, and scales. There are a great many scales available,¹⁹² although we caution against their use based on theoretical grounds¹⁹³ and emerging empirical evidence.¹⁹⁴ Checklists are less frequently used and potentially have the same problems as scales. We advocate using a component approach and one that is based on domains for which there is good empirical evidence and perhaps strong clinical grounds. The new Cochrane risk of bias tool¹¹ is one such component approach.

The Cochrane risk of bias tool consists of five items for which there is empirical evidence for their biasing influence on the estimates of an intervention’s effectiveness in randomised trials (sequence generation, allocation concealment, blinding, incomplete outcome data, and selective outcome reporting) and a catch-all item called “other sources of bias”.¹¹ There is also some consensus that these items can be applied for evaluation of studies across diverse clinical areas.⁹³ Other risk of bias items may be topic or even study specific—that is, they may stem from some peculiarity of the research topic or some special feature of the design of a specific study. These peculiarities need to be investigated on a case-by-case basis, based on clinical and methodological acumen, and there can be no general recipe. In all situations, systematic reviewers need to think ahead carefully about what aspects of study quality may have a bearing on the results.

Box 5 | Whether to combine data

Deciding whether to combine data involves statistical, clinical, and methodological considerations. The statistical decisions are perhaps the most technical and evidence-based. These are more thoroughly discussed in box 6. The clinical and methodological decisions are generally based on discussions within the review team and may be more subjective.

Clinical considerations will be influenced by the question the review is attempting to address. Broad questions might provide more “license” to combine more disparate studies, such as whether “Ritalin is effective in increasing focused attention in people diagnosed with attention deficit hyperactivity disorder (ADHD).” Here authors might elect to combine reports of studies involving children and adults. If the clinical question is more focused, such as whether “Ritalin is effective in increasing classroom attention in previously undiagnosed ADHD children who have no comorbid conditions,” it is likely that different decisions regarding synthesis of studies are taken by authors. In any case authors should describe their clinical decisions in the systematic review report.

Deciding whether to combine data also has a methodological component. Reviewers may decide not to combine studies of low risk of bias with those of high risk of bias (see items 12 and 19). For example, for subjective outcomes, systematic review authors may not wish to combine assessments that were completed under blind conditions with those that were not.

For any particular question there may not be a “right” or “wrong” choice concerning synthesis, as such decisions are likely complex. However, as the choice may be subjective, authors should be transparent as to their key decisions and describe them for readers.

Box 6 | Meta-analysis and assessment of consistency (heterogeneity)**Meta-analysis: statistical combination of the results of multiple studies**

If it is felt that studies should have their results combined statistically, other issues must be considered because there are many ways to conduct a meta-analysis. Different effect measures can be used for both binary and continuous outcomes (see item 13). Also, there are two commonly used statistical models for combining data in a meta-analysis.¹⁹⁵ The fixed-effect model assumes that there is a common treatment effect for all included studies;¹⁹⁶ it is assumed that the observed differences in results across studies reflect random variation.¹⁹⁶ The random-effects model assumes that there is no common treatment effect for all included studies but rather that the variation of the effects across studies follows a particular distribution.¹⁹⁷ In a random-effects model it is believed that the included studies represent a random sample from a larger population of studies addressing the question of interest.¹⁹⁸

There is no consensus about whether to use fixed- or random-effects models, and both are in wide use. The following differences have influenced some researchers regarding their choice between them. The random-effects model gives more weight to the results of smaller trials than does the fixed-effect analysis, which may be undesirable as small trials may be inferior and most prone to publication bias. The fixed-effect model considers only within-study variability, whereas the random-effects model considers both within- and between-study variability. This is why a fixed-effect analysis tends to give narrower confidence intervals (that is, provides greater precision) than a random-effects analysis.^{110,196,199} In the absence of any between-study heterogeneity, the fixed- and random-effects estimates will coincide.

In addition, there are different methods for performing both types of meta-analysis.²⁰⁰ Common fixed-effect approaches are Mantel-Haenszel and inverse variance, whereas random-effects analyses usually use the DerSimonian and Laird approach, although other methods exist, including Bayesian meta-analysis.²⁰¹

In the presence of demonstrable between-study heterogeneity (see below), some consider that the use of a fixed-effect analysis is counterintuitive because their main assumption is violated. Others argue that it is inappropriate to conduct any meta-analysis when there is unexplained variability across trial results. If the reviewers decide not to combine the data quantitatively, a danger is that eventually they may end up using quasi-quantitative rules of poor validity (such as vote counting of how many studies have nominally significant results) for interpreting the evidence. Statistical methods to combine data exist for almost any complex situation that may arise in a systematic review, but one has to be aware of their assumptions and limitations to avoid misapplying or misinterpreting these methods.

Assessment of consistency (heterogeneity)

We expect some variation (inconsistency) in the results of different studies due to chance alone. Variability in excess of that due to chance reflects true differences in the results of the trials, and is called “heterogeneity.” The conventional statistical approach to evaluating heterogeneity is a χ^2 test (Cochran’s Q), but it has low power when there are few studies and excessive power when there are many studies.²⁰² By contrast, the I^2 statistic quantifies the amount of variation in results across studies beyond that expected by chance and so is preferable to Q.^{202,203} I^2 represents the percentage of the total variation in estimated effects across studies that is due to heterogeneity rather than to chance; some authors consider an I^2 value less than 25% as low.²⁰² However, I^2 also suffers from large uncertainty in the common situation where only a few studies are available,²⁰⁴ and reporting the uncertainty in I^2 (such as 95% confidence interval) may be helpful.¹⁴⁵ When there are few studies, inferences about heterogeneity should be cautious.

When considerable heterogeneity is observed, it is advisable to consider possible reasons.²⁰⁵ In particular, the heterogeneity may be due to differences between subgroups of studies (see item 16). Also, data extraction errors are a common cause of substantial heterogeneity in results with continuous outcomes.¹³⁹

Box 7 | Bias caused by selective publication of studies or results within studies

Systematic reviews aim to incorporate information from all relevant studies. The absence of information from some studies may pose a serious threat to the validity of a review. Data may be incomplete because some studies were not published, or because of incomplete or inadequate reporting within a published article. These problems are often summarised as “publication bias,” although the bias arises from non-publication of full studies and selective publication of results in relation to their findings. Non-publication of research findings dependent on the actual results is an important risk of bias to a systematic review and meta-analysis.

Missing studies

Several empirical investigations have shown that the findings from clinical trials are more likely to be published if the results are statistically significant ($P < 0.05$) than if they are not.^{125 206 207} For example, of 500 oncology trials with more than 200 participants for which preliminary results were presented at a conference of the American Society of Clinical Oncology, 81% with $P < 0.05$ were published in full within five years compared with only 68% of those with $P > 0.05$.²⁰⁸

Also, among published studies, those with statistically significant results are published sooner than those with non-significant findings.²⁰⁹ When some studies are missing for these reasons, the available results will be biased towards exaggerating the effect of an intervention.

Missing outcomes

In many systematic reviews only some of the eligible studies (often a minority) can be included in a meta-analysis for a specific outcome. For some studies, the outcome may not be measured or may be measured but not reported. The former will not lead to bias, but the latter could.

Evidence is accumulating that selective reporting bias is widespread and of considerable importance.^{42 43} In addition, data for a given outcome may be analysed in multiple ways and the choice of presentation influenced by the results obtained. In a study of 102 randomised trials, comparison of published reports with trial protocols showed that a median of 38% efficacy and 50% safety outcomes per trial, respectively, were not available for meta-analysis. Statistically significant outcomes had higher odds of being fully reported in publications when compared with non-significant outcomes for both efficacy (pooled odds ratio 2.4 (95% confidence interval 1.4 to 4.0)) and safety (4.7 (1.8 to 12)) data. Several other studies have had similar findings.^{210 211}

Detection of missing information

Missing studies may increasingly be identified from trials registries. Evidence of missing outcomes may come from comparison with the study protocol, if available, or by careful examination of published articles.¹¹ Study publication bias and selective outcome reporting are difficult to exclude or verify from the available results, especially when few studies are available.

If the available data are affected by either (or both) of the above biases, smaller studies would tend to show larger estimates of the effects of the intervention. Thus one possibility is to investigate the relation between effect size and sample size (or more specifically, precision of the effect estimate). Graphical methods, especially the funnel plot,²¹² and analytic methods (such as Egger's test) are often used,²¹³⁻²¹⁵ although their interpretation can be problematic.^{216 217} Strictly speaking, such analyses investigate “small study bias”; there may be many reasons why smaller studies have systematically different effect sizes than larger studies, of which reporting bias is just one.²¹⁸ Several alternative tests for bias have also been proposed, beyond the ones testing small study bias,^{215 219 220} but none can be considered a gold standard. Although evidence that smaller studies had larger estimated effects than large ones may suggest the possibility that the available evidence is biased, misinterpretation of such data is common.¹²³

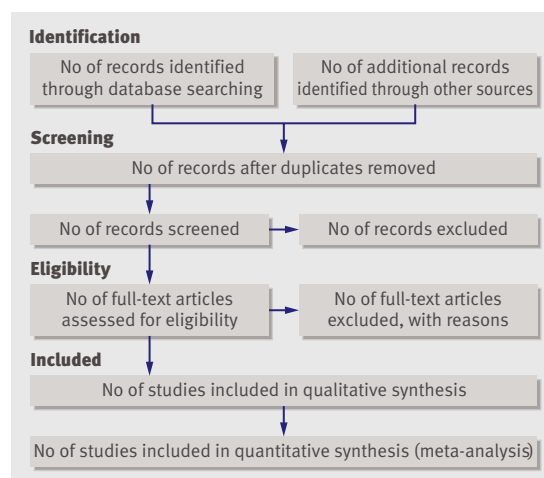


Fig 1 | Flow of information through the different phases of a systematic review.

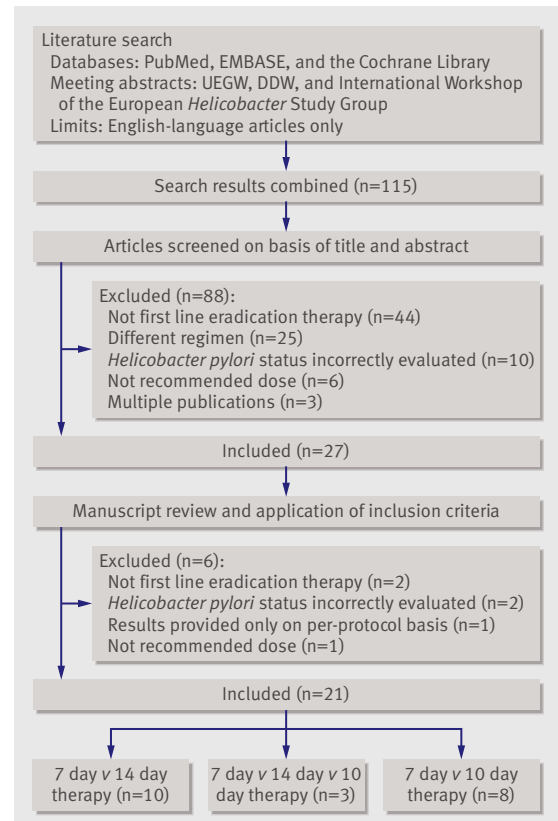


Fig 2 | Example flow diagram of study selection. DDW = Digestive Disease Week; UEGW = United European Gastroenterology Week. Adapted from Fuccio et al¹³⁰

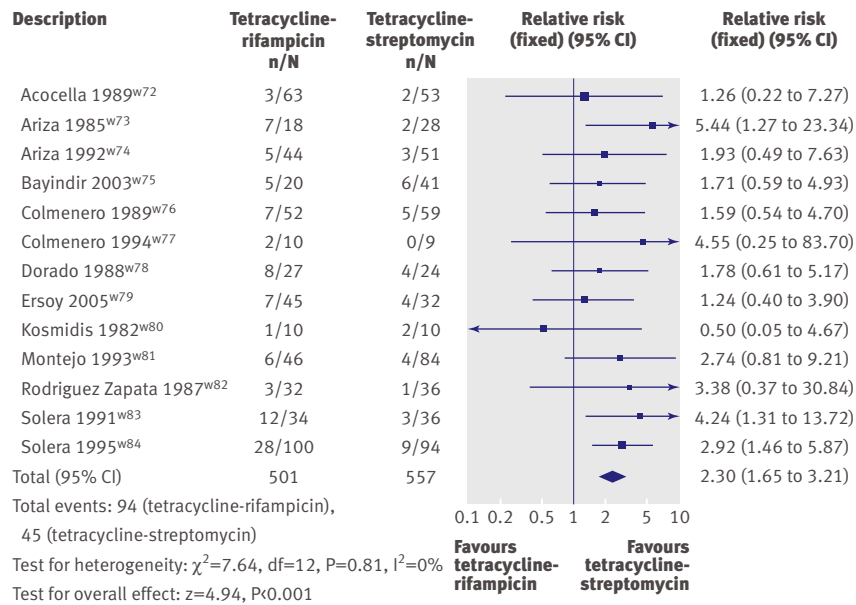


Fig 3 | Example of summary results: Overall failure (defined as failure of assigned regimen or relapse) with tetracycline-rifampicin versus tetracycline-streptomycin. Adapted from Skalsky et al¹³⁷

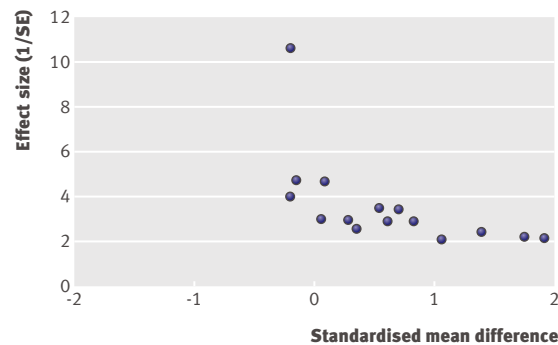


Fig 4 | Example of a funnel plot showing evidence of considerable asymmetry. SE = standard error. Adapted from Appleton et al¹⁴⁶

- 1 Canadian Institutes of Health Research (2006) Randomized controlled trials registration/application checklist (12/2006). Available: http://www.cihir-irsc.gc.ca/e/documents/rct_reg_e.pdf. Accessed 26 May 2009.
- 2 Young C, Horton R. Putting clinical trials into context. *Lancet* 2005;366:107-108.
- 3 Moher D, Tetzlaff J, Tricco AC, Sampson M, Altman DG. Epidemiology and reporting characteristics of systematic reviews. *PLoS Med* 2007;4:e78. doi:10.1371/journal.pmed.0040078
- 4 Dixon E, Hameed M, Sutherland F, Cook DJ, Doig C. Evaluating meta-analyses in the general surgical literature: A critical appraisal. *Ann Surg* 2005;241:450-459.
- 5 Hemels ME, Vicente C, Sadri H, Masson MJ, Einarson TR. Quality assessment of meta-analyses of RCTs of pharmacotherapy in major depressive disorder. *Curr Med Res Opin* 2004;20:477-484.
- 6 Jin W, Yu R, Li W, Youping L, Ya L, et al. The reporting quality of meta-analyses improves: A random sampling study. *J Clin Epidemiol* 2008;61:770-775.
- 7 Moher D, Simera I, Schulz KF, Hoey J, Altman DG. Helping editors, peer reviewers and authors improve the clarity, completeness and transparency of reporting health research. *BMC Med* 2008;6:13.
- 8 Moher D, Cook DJ, Eastwood S, Olkin I, Rennie D, et al. Improving the quality of reports of meta-analyses of randomised controlled trials: The QUOROM statement. Quality of Reporting of Meta-analyses. *Lancet* 1999;354:1896-1900.
- 9 Green S, Higgins JPT, Alderson P, Clarke M, Mulrow CD, et al. Chapter 1: What is a systematic review? In: Higgins JPT, Green S, eds. *Cochrane handbook for systematic reviews of interventions* version 5.0.0 [updated February 2008]. The Cochrane Collaboration, 2008. Available: <http://www.cochrane-handbook.org/>. Accessed 26 May 2009.
- 10 Guyatt GH, Oxman AD, Vist GE, Kunz R, Falck-Ytter Y, et al. GRADE: An emerging consensus on rating quality of evidence and strength of recommendations. *BMJ* 2008;336:924-926.
- 11 Higgins JPT, Altman DG. Chapter 8: Assessing risk of bias in included studies. In: Higgins JPT, Green S, eds. *Cochrane handbook for systematic reviews of interventions* version 5.0.0 [updated February 2008]. The Cochrane Collaboration, 2008. Available: <http://www.cochrane-handbook.org/>. Accessed 26 May 2009.
- 12 Moher D, Liberati A, Tetzlaff J, Altman DG, The PRISMA Group. Preferred reporting items for systematic reviews and meta-analyses: The PRISMA Statement. *PLoS Med* 2008;6:e1000097. 10.1371/journal.pmed.1000097
- 13 Atkins D, Fink K, Slutsky J. Better information for better health care: The Evidence-based Practice Center program and the Agency for Healthcare Research and Quality. *Ann Intern Med* 2005;142:1035-1041.
- 14 Helfand M, Balshem H. Principles for developing guidance: AHRQ and the effective health-care program. *J Clin Epidemiol* 2009, In press.
- 15 Higgins JPT, Green S. *Cochrane handbook for systematic reviews of interventions* version 5.0.0 [updated February 2008]. The Cochrane Collaboration, 2008. Available: <http://www.cochrane-handbook.org/>. Accessed 26 May 2009.
- 16 Centre for Reviews and Dissemination. Systematic reviews: CRD's guidance for undertaking reviews in health care. York: University of York, 2009. Available: http://www.york.ac.uk/inst/crd/systematic_reviews_book.htm. Accessed 26 May 2009.
- 17 Altman DG, Schulz KF, Moher D, Egger M, Davidoff F, et al. The revised CONSORT statement for reporting randomized trials: Explanation and elaboration. *Ann Intern Med* 2001;134:663-694.
- 18 Bossuyt PM, Reitsma JB, Bruns DE, Gatsonis CA, Glasziou PP, et al. The STARD statement for reporting studies of diagnostic accuracy: Explanation and elaboration. *Clin Chem* 2003;49:7-18.
- 19 Vandembroucke JP, von Elm E, Altman DG, Gøtzsche PC, Mulrow CD, et al. Strengthening the Reporting of Observational Studies in Epidemiology (STROBE): Explanation and elaboration. *PLoS Med* 2007;4:e297. doi:10.1371/journal.pmed.0040297
- 20 Barker A, Maratos EC, Edmonds L, Lim E. Recurrence rates of video-assisted thoracoscopic versus open surgery in the prevention of recurrent pneumothoraces: A systematic review of randomised and non-randomised trials. *Lancet* 2007;370:329-335.
- 21 Bjelakovic G, Nikolova D, Gluud LL, Simonetti RG, Gluud C. Mortality in randomized trials of antioxidant supplements for primary and secondary prevention: Systematic review and meta-analysis. *JAMA* 2007;297:842-857.
- 22 Montori VM, Wilczynski NL, Morgan D, Haynes RB. Optimal search strategies for retrieving systematic reviews from Medline: Analytical survey. *BMJ* 2005;330:68.
- 23 Bischoff-Ferrari HA, Willett WC, Wong JB, Giovannucci E, Dietrich T, et al. Fracture prevention with vitamin D supplementation: A meta-analysis of randomized controlled trials. *JAMA* 2005;293:2257-2264.
- 24 Hopewell S, Clarke M, Moher D, Wager E, Middleton P, et al. CONSORT for reporting randomised trials in journal and conference abstracts. *Lancet* 2008;371:281-283.
- 25 Hopewell S, Clarke M, Moher D, Wager E, Middleton P, et al. CONSORT for reporting randomized controlled trials in journal and conference abstracts: Explanation and elaboration. *PLoS Med* 2008;5:e20. doi:10.1371/journal.pmed.0050020
- 26 Haynes RB, Mulrow CD, Huth EJ, Altman DG, Gardner MJ. More informative abstracts revisited. *Ann Intern Med* 1990;113:69-76.
- 27 Mulrow CD, Thacker SB, Pugh JA. A proposal for more informative abstracts of review articles. *Ann Intern Med* 1988;108:613-615.
- 28 Froom P, Froom J. Deficiencies in structured medical abstracts. *J Clin Epidemiol* 1993;46:591-594.
- 29 Hartley J. Clarifying the abstracts of systematic literature reviews. *Bull Med Libr Assoc* 2000;88:332-337.
- 30 Hartley J, Sydes M, Blurton A. Obtaining information accurately and quickly: Are structured abstract more efficient? *J Infor Sci* 1996;22:349-356.
- 31 Pocock SJ, Hughes MD, Lee RJ. Statistical problems in the reporting of clinical trials. A survey of three medical journals. *N Engl J Med* 1987;317:426-432.
- 32 Taddio A, Pain T, Fassos FF, Boon H, Ilersich AL, et al. Quality of nonstructured and structured abstracts of original research articles in the British Medical Journal, the Canadian Medical Association Journal and the Journal of the American Medical Association. *CMAJ* 1994;150:1611-1615.
- 33 Harris KC, Kuramoto LK, Schulzer M, Retallack JE. Effect of school-based physical activity interventions on body mass index in children: A meta-analysis. *CMAJ* 2009;180:719-726.
- 34 James MT, Conley J, Tonelli M, Manns BJ, MacRae J, et al. Meta-analysis: Antibiotics for prophylaxis against hemodialysis catheter-related infections. *Ann Intern Med* 2008;148:596-605.
- 35 Counsell C. Formulating questions and locating primary studies for inclusion in systematic reviews. *Ann Intern Med* 1997;127:380-387.
- 36 Gøtzsche PC. Why we need a broad perspective on meta-analysis. It may be crucially important for patients. *BMJ* 2000;321:585-586.
- 37 Grossman P, Niemann L, Schmidt S, Walach H. Mindfulness-based stress reduction and health benefits. A meta-analysis. *J Psychosom Res* 2004;57:35-43.
- 38 Brunton G, Green S, Higgins JPT, Kjeldstrøm M, Jackson N, et al. Chapter 2: Preparing a Cochrane review. In: Higgins JPT, Green S, eds. *Cochrane handbook for systematic reviews of interventions* version 5.0.0 [updated February 2008]. The Cochrane Collaboration, 2008. Available: <http://www.cochrane-handbook.org/>. Accessed 26 May 2009.
- 39 Sutton AJ, Abrams KR, Jones DR, Sheldon TA, Song F. Systematic reviews of trials and other studies. *Health Technol Assess* 1998;2:1-276.
- 40 Ioannidis JP, Rosenberg PS, Goedert JJ, O'Brien TR. Commentary: meta-analysis of individual participants' data in genetic epidemiology. *Am J Epidemiol* 2002;156:204-210.
- 41 Stewart LA, Clarke MJ. Practical methodology of meta-analyses (overviews) using updated individual patient data. Cochrane Working Group. *Stat Med* 1995;14:2057-2079.
- 42 Chan AW, Hrobjartsson A, Haahr MT, Gøtzsche PC, Altman DG. Empirical evidence for selective reporting of outcomes in randomized trials: Comparison of protocols to published articles. *JAMA* 2004;291:2457-2465.
- 43 Dwan K, Altman DG, Arnaiz JA, Bloom J, Chan AW, et al. Systematic review of the empirical evidence of study publication bias and outcome reporting bias. *PLoS ONE* 2008;3:e3081. doi:10.1371/journal.pone.0003081
- 44 Silagy CA, Middleton P, Hopewell S. Publishing protocols of systematic reviews: Comparing what was done to what was planned. *JAMA* 2002;287:2831-2834.
- 45 Centre for Reviews and Dissemination. Research projects. York: University of York, 2009. Available: <http://www.crd.york.ac.uk/crdweb>. Accessed 26 May 2009.
- 46 The Joanna Briggs Institute. Protocols & work in progress, 2009. Available: http://www.joannabriggs.edu.au/pubs/systematic_reviews_prot.php. Accessed 26 May 2009.
- 47 Bagshaw SM, McAlister FA, Manns BJ, Ghali WA. Acetylcysteine in the prevention of contrast-induced nephropathy: A case study of the pitfalls in the evolution of evidence. *Arch Intern Med* 2006;166:161-166.
- 48 Biondi-Zoccai GG, Lotrionte M, Abbate A, Testa L, Remigi E, et al. Compliance with QUOROM and quality of reporting of overlapping meta-analyses on the role of acetylcysteine in the prevention of contrast associated nephropathy: Case study. *BMJ* 2006;332:202-209.
- 49 Sacks HS, Berrier J, Reitman D, Ancona-Berk VA, Chalmers TC. Meta-analyses of randomized controlled trials. *N Engl J Med* 1987;316:450-455.
- 50 Schroth RJ, Hitchon CA, Uhanova J, Noreddin A, Taback SP, et al. Hepatitis B vaccination for patients with chronic renal failure. *Cochrane Database Syst Rev* 2004;(3):CD003775. doi:10.1002/14651858.CD003775.pub2
- 51 Egger M, Zellweger-Zahner T, Schneider M, Junker C, Lengeler C, et al. Language bias in randomised controlled trials published in English and German. *Lancet* 1997;350:326-329.
- 52 Gregoire G, Derderian J, Le Lorier J. Selecting the language of the publications included in a meta-analysis: Is there a Tower of Babel bias? *J Clin Epidemiol* 1995;48:159-163.
- 53 Jüni P, Holenstein F, Sterne J, Bartlett C, Egger M. Direction and impact of language bias in meta-analyses of controlled trials: Empirical study. *Int J Epidemiol* 2002;31:115-123.
- 54 Moher D, Pham B, Klassen TP, Schulz KF, Berlin JA, et al. What contributions do languages other than English make on the results of meta-analyses? *J Clin Epidemiol* 2000;53:964-972.
- 55 Pan Z, Trikalinos TA, Kavvoura FK, Lau J, Ioannidis JP. Local literature bias in genetic epidemiology: an empirical evaluation of the Chinese literature. *PLoS Med* 2005;2:e334. doi:10.1371/journal.pmed.0020334

- 56 Hopewell S, McDonald S, Clarke M, Egger M. Grey literature in meta-analyses of randomized trials of health care interventions. *Cochrane Database Syst Rev* 2007;(2):MR000010, doi:10.1002/14651858.MR000010.pub3.
- 57 Melander H, Ahlqvist-Rastad J, Meijer G, Beermann B. Evidence based medicine—Selective reporting from studies sponsored by pharmaceutical industry: review of studies in new drug applications. *BMJ* 2003;326:1171-1173.
- 58 Sutton AJ, Duval SJ, Tweedie RL, Abrams KR, Jones DR. Empirical assessment of effect of publication bias on meta-analyses. *BMJ* 2000;320:1574-1577.
- 59 Gotsche PC. Believability of relative risks and odds ratios in abstracts: Cross sectional study. *BMJ* 2006;333:231-234.
- 60 Bhandari M, Devereaux PJ, Guyatt GH, Cook DJ, Swiontkowski MF, et al. An observational study of orthopaedic abstracts and subsequent full-text publications. *J Bone Joint Surg Am* 2002;84-A:615-621.
- 61 Rosmarakis ES, Soteriades ES, Vergidis PI, Kasiakou SK, Falagas ME. From conference abstract to full paper: Differences between data presented in conferences and journals. *Faseb J* 2005;19:673-680.
- 62 Toma M, McAlister FA, Bialy L, Adams D, Vandermeer B, et al. Transition from meeting abstract to full-length journal article for randomized controlled trials. *JAMA* 2006;295:1281-1287.
- 63 Saunders Y, Ross JR, Broadley KE, Edmonds PM, Patel S. Systematic review of bisphosphonates for hypercalcaemia of malignancy. *Palliat Med* 2004;18:418-431.
- 64 Shojania KG, Sampson M, Ansari MT, Ji J, Doucette S, et al. How quickly do systematic reviews go out of date? A survival analysis. *Ann Intern Med* 2007;147:224-233.
- 65 Bergerhoff K, Ebrahim S, Paletta G. Do we need to consider 'in process citations' for search strategies? Ottawa, Ontario, Canada: 12th Cochrane Colloquium, 2-6 October 2004. Available: <http://www.cochrane.org/colloquia/abstracts/ottawa/P-039.htm>. Accessed 26 May 2009.
- 66 Zhang L, Sampson M, McGowan J. Reporting of the role of expert searcher in Cochrane reviews. *Evid Based Libr Info Pract* 2006;1:3-16.
- 67 Turner EH, Matthews AM, Linardatos E, Tell RA, Rosenthal R. Selective publication of antidepressant trials and its influence on apparent efficacy. *N Engl J Med* 2008;358:252-260.
- 68 Alejandria MM, Lansang MA, Dans LF, Mantaring JB. Intravenous immunoglobulin for treating sepsis and septic shock. *Cochrane Database Syst Rev* 2002;(1):CD001090, doi:10.1002/14651858.CD001090.
- 69 Golder S, McIntosh HM, Duffy S, Glanville J. Developing efficient search strategies to identify reports of adverse effects in MEDLINE and EMBASE. *Health Info Libr J* 2006;23:3-12.
- 70 Sampson M, McGowan J, Cogo E, Grimshaw J, Moher D, et al. An evidence-based practice guideline for the peer review of electronic search strategies. *J Clin Epidemiol* 2009; E-pub 2009 February 18.
- 71 Flores-Mir C, Major MP, Major PW. Search and selection methodology of systematic reviews in orthodontics (2000-2004). *Am J Orthod Dentofacial Orthop* 2006;130:214-217.
- 72 Major MP, Major PW, Flores-Mir C. An evaluation of search and selection methods used in dental systematic reviews published in English. *J Am Dent Assoc* 2006;137:1252-1257.
- 73 Major MP, Major PW, Flores-Mir C. Benchmarking of reported search and selection methods of systematic reviews by dental specialty. *Evid Based Dent* 2007;8:66-70.
- 74 Shah MR, Hasselblad V, Stevenson LW, Binanay C, O'Connor CM, et al. Impact of the pulmonary artery catheter in critically ill patients: Meta-analysis of randomized clinical trials. *JAMA* 2005;294:1664-1670.
- 75 Edwards P, Clarke M, DiGiuseppi C, Pratap S, Roberts I, et al. Identification of randomized controlled trials in systematic reviews: Accuracy and reliability of screening records. *Stat Med* 2002;21:1635-1640.
- 76 Cooper HM, Ribble RG. Influences on the outcome of literature searches for integrative research reviews. *Knowledge* 1989;10:179-201.
- 77 Mistiaen P, Poot E. Telephone follow-up, initiated by a hospital-based health professional, for postdischarge problems in patients discharged from hospital to home. *Cochrane Database Syst Rev* 2006(4):CD004510, doi:10.1002/14651858.CD004510.pub3.
- 78 Jones AP, Remington T, Williamson PR, Ashby D, Smyth RL. High prevalence but low impact of data extraction and reporting errors were found in Cochrane systematic reviews. *J Clin Epidemiol* 2005;58:741-742.
- 79 Clarke M, Hopewell S, Juszczak E, Eisinga A, Kjeldstrom M. Compression stockings for preventing deep vein thrombosis in airline passengers. *Cochrane Database Syst Rev* 2006;(2):CD004002, doi:10.1002/14651858.CD004002.pub2.
- 80 Tramer MR, Reynolds DJ, Moore RA, McQuay HJ. Impact of covert duplicate publication on meta-analysis: A case study. *BMJ* 1997;315:635-640.
- 81 von Elm E, Poggia G, Walder B, Tramer MR. Different patterns of duplicate publication: An analysis of articles used in systematic reviews. *JAMA* 2004;291:974-980.
- 82 Gotsche PC. Multiple publication of reports of drug trials. *Eur J Clin Pharmacol* 1989;36:429-432.
- 83 Allen C, Hopewell S, Prentice A. Non-steroidal anti-inflammatory drugs for pain in women with endometriosis. *Cochrane Database Syst Rev* 2005;(4):CD004753, doi:10.1002/14651858.CD004753.pub2.
- 84 Glasziou P, Meats E, Heneghan C, Shepperd S. What is missing from descriptions of treatment in trials and reviews? *BMJ* 2008;336:1472-1474.
- 85 Tracz MJ, Sideras K, Bolona ER, Haddad RM, Kennedy CC, et al. Testosterone use in men and its effects on bone health. A systematic review and meta-analysis of randomized placebo-controlled trials. *J Clin Endocrinol Metab* 2006;91:2011-2016.
- 86 Bucher HC, Hengstler P, Schindler C, Guyatt GH. Percutaneous transluminal coronary angioplasty versus medical treatment for non-acute coronary heart disease: Meta-analysis of randomised controlled trials. *BMJ* 2000;321:73-77.
- 87 Gluud LL. Bias in clinical intervention research. *Am J Epidemiol* 2006;163:493-501.
- 88 Pildal J, Hróbjartsson A, Jorgensen KJ, Hilden J, Altman DG, et al. Impact of allocation concealment on conclusions drawn from meta-analyses of randomized trials. *Int J Epidemiol* 2007;36:847-857.
- 89 Moja LP, Telaro E, D'Amico R, Moschetti L, Coe L, et al. Assessment of methodological quality of primary studies by systematic reviews: Results of the metaquality cross sectional study. *BMJ* 2005;330:1053.
- 90 Moher D, Jadad AR, Tugwell P. Assessing the quality of randomized controlled trials. Current issues and future directions. *Int J Technol Assess Health Care* 1996;12:195-208.
- 91 Sanderson S, Tatt ID, Higgins JP. Tools for assessing quality and susceptibility to bias in observational studies in epidemiology: A systematic review and annotated bibliography. *Int J Epidemiol* 2007;36:666-676.
- 92 Greenland S. Invited commentary: A critical look at some popular meta-analytic methods. *Am J Epidemiol* 1994;140:290-296.
- 93 Jüni P, Altman DG, Egger M. Systematic reviews in health care: Assessing the quality of controlled clinical trials. *BMJ* 2001;323:42-46.
- 94 Kunz R, Oxman AD. The unpredictability paradox: Review of empirical comparisons of randomised and non-randomised clinical trials. *BMJ* 1998;317:1185-1190.
- 95 Balk EM, Bonis PA, Moskowitz H, Schmid CH, Ioannidis JP, et al. Correlation of quality measures with estimates of treatment effect in meta-analyses of randomized controlled trials. *JAMA* 2002;287:2973-2982.
- 96 Devereaux PJ, Beattie WS, Choi PT, Badner NH, Guyatt GH, et al. How strong is the evidence for the use of perioperative beta blockers in non-cardiac surgery? Systematic review and meta-analysis of randomised controlled trials. *BMJ* 2005;331:313-321.
- 97 Devereaux PJ, Bhandari M, Montori VM, Manns BJ, Ghali WA, et al. Double blind, you are the weakest link—Good-bye! *ACP/Club* 2002;136:A11.
- 98 van Nieuwenhoven CA, Buskens E, van Tiel FH, Bonten MJ. Relationship between methodological trial quality and the effects of selective digestive decontamination on pneumonia and mortality in critically ill patients. *JAMA* 2001;286:335-340.
- 99 Guyatt GH, Cook D, Devereaux PJ, Meade M, Straus S. Therapy. Users' guides to the medical literature. AMA Press, 2002:55-79.
- 100 Sackett DL, Gent M. Controversy in counting and attributing events in clinical trials. *N Engl J Med* 1979;301:1410-1412.
- 101 Montori VM, Devereaux PJ, Adhikari NK, Burns KE, Eggert CH, et al. Randomized trials stopped early for benefit: A systematic review. *JAMA* 2005;294:2203-2209.
- 102 Guyatt GH, Devereaux PJ. Therapy and validity: The principle of intention-to-treat. In: Guyatt GH, Rennie DR, eds. Users' guides to the medical literature. AMA Press, 2002:267-273.
- 103 Berlin JA. Does blinding of readers affect the results of meta-analyses? University of Pennsylvania Meta-analysis Blinding Study Group. *Lancet* 1997;350:185-186.
- 104 Jadad AR, Moore RA, Carroll D, Jenkinson C, Reynolds DJ, et al. Assessing the quality of reports of randomized clinical trials: Is blinding necessary? *Control Clin Trials* 1996;17:1-12.
- 105 Pittas AG, Siegel RD, Lau J. Insulin therapy for critically ill hospitalized patients: A meta-analysis of randomized controlled trials. *Arch Intern Med* 2004;164:2005-2011.
- 106 Lakhdar R, Al-Mallah MH, Lanfear DE. Safety and tolerability of angiotensin-converting enzyme inhibitor versus the combination of angiotensin-converting enzyme inhibitor and angiotensin receptor blocker in patients with left ventricular dysfunction: A systematic review and meta-analysis of randomized controlled trials. *J Card Fail* 2008;14:181-188.
- 107 Bobat R, Coovadia H, Stephen C, Naidoo KL, McKerrow N, et al. Safety and efficacy of zinc supplementation for children with HIV-1 infection in South Africa: A randomised double-blind placebo-controlled trial. *Lancet* 2005;366:1862-1867.
- 108 Deeks JJ, Altman DG. Effect measures for meta-analysis of trials with binary outcomes. In: Egger M, Smith GD, Altman DG, eds. Systematic reviews in healthcare: Meta-analysis in context. 2nd edn. London: BMJ Publishing Group, 2001.
- 109 Deeks JJ. Issues in the selection of a summary statistic for meta-analysis of clinical trials with binary outcomes. *Stat Med* 2002;21:1575-1600.
- 110 Engels EA, Schmid CH, Terrin N, Olkin I, Lau J. Heterogeneity and statistical significance in meta-analysis: An empirical study of 125 meta-analyses. *Stat Med* 2000;19:1707-1728.
- 111 Tierney JF, Stewart LA, Ghersi D, Burdett S, Sydes MR. Practical methods for incorporating summary time-to-event data into meta-analysis. *Trials* 2007;8:16.
- 112 Michiels S, Piedbois P, Burdett S, Syz N, Stewart L, et al. Meta-analysis

- when only the median survival times are known: A comparison with individual patient data results. *Int J Technol Assess Health Care* 2005;21:119-125.
- 113 Briel M, Studer M, Glass TR, Bucher HC. Effects of statins on stroke prevention in patients with and without coronary heart disease: A meta-analysis of randomized controlled trials. *Am J Med* 2004;117:596-606.
 - 114 Jones M, Schenkel B, Just J, Fallowfield L. Epoetin alfa improves quality of life in patients with cancer: Results of metaanalysis. *Cancer* 2004;101:1720-1732.
 - 115 Elbourne DR, Altman DG, Higgins JP, Curtin F, Worthington HV, et al. Meta-analyses involving cross-over trials: Methodological issues. *Int J Epidemiol* 2002;31:140-149.
 - 116 Follmann D, Elliott P, Suh I, Cutler J. Variance imputation for overviews of clinical trials with continuous response. *J Clin Epidemiol* 1992;45:769-773.
 - 117 Wiebe N, Vandermeer B, Platt RW, Klassen TP, Moher D, et al. A systematic review identifies a lack of standardization in methods for handling missing variance data. *J Clin Epidemiol* 2006;59:342-353.
 - 118 Hrobjartsson A, Gotzsche PC. Placebo interventions for all clinical conditions. *Cochrane Database Syst Rev* 2004;(2):CD003974, doi:10.1002/14651858.CD003974.pub2.
 - 119 Shekelle PG, Morton SC, Maglione M, Suttrop M, Tu W, et al. Pharmacological and surgical treatment of obesity. *Evid Rep Technol Assess (Summ)* 2004;1-6.
 - 120 Chan AW, Altman DG. Identifying outcome reporting bias in randomised trials on PubMed: Review of publications and survey of authors. *BMJ* 2005;330:753.
 - 121 Williamson PR, Gamble C. Identification and impact of outcome selection bias in meta-analysis. *Stat Med* 2005;24:1547-1561.
 - 122 Williamson PR, Gamble C, Altman DG, Hutton JL. Outcome selection bias in meta-analysis. *Stat Methods Med Res* 2005;14:515-524.
 - 123 Ioannidis JP, Trikalinos TA. The appropriateness of asymmetry tests for publication bias in meta-analyses: A large survey. *CMAJ* 2007;176:1091-1096.
 - 124 Briel M, Schwartz GG, Thompson PL, de Lemos JA, Blazing MA, et al. Effects of early treatment with statins on short-term clinical outcomes in acute coronary syndromes: A meta-analysis of randomized controlled trials. *JAMA* 2006;295:2046-2056.
 - 125 Song F, Eastwood AJ, Gilbody S, Duley L, Sutton AJ. Publication and related biases. *Health Technol Assess* 2000;4:1-115.
 - 126 Schmid CH, Stark PC, Berlin JA, Landais P, Lau J. Meta-regression detected associations between heterogeneous treatment effects and study-level, but not patient-level, factors. *J Clin Epidemiol* 2004;57:683-697.
 - 127 Higgins JP, Thompson SG. Controlling the risk of spurious findings from meta-regression. *Stat Med* 2004;23:1663-1682.
 - 128 Thompson SG, Higgins JP. Treating individuals 4: Can meta-analysis help target interventions at individuals most likely to benefit? *Lancet* 2005;365:341-346.
 - 129 Uitterhoeve RJ, Vermooy M, Litjens M, Potting K, Bensing J, et al. Psychosocial interventions for patients with advanced cancer—A systematic review of the literature. *Br J Cancer* 2004;91:1050-1062.
 - 130 Fuccio L, Minardi ME, Zagari RM, Grilli D, Magrini N, et al. Meta-analysis: Duration of first-line proton-pump inhibitor based triple therapy for *Helicobacter pylori* eradication. *Ann Intern Med* 2007;147:553-562.
 - 131 Egger M, Smith GD. Bias in location and selection of studies. *BMJ* 1998;316:61-66.
 - 132 Ravnskov U. Cholesterol lowering trials in coronary heart disease: Frequency of citation and outcome. *BMJ* 1992;305:15-19.
 - 133 Hind D, Booth A. Do health technology assessments comply with QUOROM diagram guidance? An empirical study. *BMC Med Res Methodol* 2007;7:49.
 - 134 Curioni C, Andre C. Rimonabant for overweight or obesity. *Cochrane Database Syst Rev* 2006;(4):CD006162, doi:10.1002/14651858.CD006162.pub2.
 - 135 DeCamp LR, Byerley JS, Doshi N, Steiner MJ. Use of antiemetic agents in acute gastroenteritis: A systematic review and meta-analysis. *Arch Pediatr Adolesc Med* 2008;162:858-865.
 - 136 Pakos EE, Ioannidis JP. Radiotherapy vs. nonsteroidal anti-inflammatory drugs for the prevention of heterotopic ossification after major hip procedures: A meta-analysis of randomized trials. *Int J Radiat Oncol Biol Phys* 2004;60:888-895.
 - 137 Skalsky K, Yahav D, Bishara J, Pitlik S, Leibovici L, et al. Treatment of human brucellosis: Systematic review and meta-analysis of randomised controlled trials. *BMJ* 2008;336:701-704.
 - 138 Altman DG, Cates C. The need for individual trial results in reports of systematic reviews. *BMJ* 2001. Rapid response.
 - 139 Gotzsche PC, Hrobjartsson A, Maric K, Tendam B. Data extraction errors in meta-analyses that use standardized mean differences. *JAMA* 2007;298:430-437.
 - 140 Lewis S, Clarke M. Forest plots: Trying to see the wood and the trees. *BMJ* 2001;322:1479-1480.
 - 141 Papanikolaou PN, Ioannidis JP. Availability of large-scale evidence on specific harms from systematic reviews of randomized trials. *Am J Med* 2004;117:582-589.
 - 142 Duffett M, Choong K, Ng V, Randolph A, Cook DJ. Surfactant therapy for acute respiratory failure in children: A systematic review and meta-analysis. *Crit Care* 2007;11:R66.
 - 143 Balk E, Raman G, Chung M, Ip S, Tatsioni A, et al. Effectiveness of management strategies for renal artery stenosis: A systematic review. *Ann Intern Med* 2006;145:901-912.
 - 144 Palfreyman S, Nelson EA, Michaels JA. Dressings for venous leg ulcers: Systematic review and meta-analysis. *BMJ* 2007;335:244.
 - 145 Ioannidis JP, Patsopoulos NA, Evangelou E. Uncertainty in heterogeneity estimates in meta-analyses. *BMJ* 2007;335:914-916.
 - 146 Appleton KM, Hayward RC, Gunnell D, Peters TJ, Rogers PJ, et al. Effects of n-3 long-chain polyunsaturated fatty acids on depressed mood: systematic review of published trials. *Am J Clin Nutr* 2006;84:1308-1316.
 - 147 Kirsch I, Deacon BJ, Huedo-Medina TB, Scoboria A, Moore TJ, et al. Initial severity and antidepressant benefits: A meta-analysis of data submitted to the Food and Drug Administration. *PLoS Med* 2008;5:e45, doi:10.1371/journal.pmed.0050045.
 - 148 Reichenbach S, Sterchi R, Scherer M, Trelle S, Burgi E, et al. Meta-analysis: Chondroitin for osteoarthritis of the knee or hip. *Ann Intern Med* 2007;146:580-590.
 - 149 Hodson EM, Craig JC, Strippoli GF, Webster AC. Antiviral medications for preventing cytomegalovirus disease in solid organ transplant recipients. *Cochrane Database Syst Rev* 2008;(2):CD003774, doi:10.1002/14651858.CD003774.pub3.
 - 150 Thompson SG, Higgins JP. How should meta-regression analyses be undertaken and interpreted? *Stat Med* 2002;21:1559-1573.
 - 151 Chan AW, Kieze-Jeric K, Schmid I, Altman DG. Outcome reporting bias in randomized trials funded by the Canadian Institutes of Health Research. *CMAJ* 2004;171:735-740.
 - 152 Hahn S, Williamson PR, Hutton JL, Garner P, Flynn EV. Assessing the potential for bias in meta-analysis due to selective reporting of subgroup analyses within studies. *Stat Med* 2000;19:3325-3336.
 - 153 Green LW, Glasgow RE. Evaluating the relevance, generalization, and applicability of research: Issues in external validation and translation methodology. *Eval Health Prof* 2006;29:126-153.
 - 154 Liberati A, D'Amico R, Pifferi, Torri V, Brazzi L. Antibiotic prophylaxis to reduce respiratory tract infections and mortality in adults receiving intensive care. *Cochrane Database Syst Rev* 2004;(1):CD000022, doi:10.1002/14651858.CD000022.pub2.
 - 155 Gonzalez R, Zamora J, Gomez-Camacho J, Molinero LM, Banares R, et al. Meta-analysis: Combination endoscopic and drug therapy to prevent variceal rebleeding in cirrhosis. *Ann Intern Med* 2008;149:109-122.
 - 156 D'Amico R, Pifferi S, Leonetti C, Torri V, Tinazzi A, et al. Effectiveness of antibiotic prophylaxis in critically ill adult patients: Systematic review of randomised controlled trials. *BMJ* 1998;316:1275-1285.
 - 157 Olsen O, Middleton P, Ezzo J, Gotzsche PC, Hadhazy V, et al. Quality of Cochrane reviews: Assessment of sample from 1998. *BMJ* 2001;323:829-832.
 - 158 Hopewell S, Wolfenden L, Clarke M. Reporting of adverse events in systematic reviews can be improved: Survey results. *J Clin Epidemiol* 2008;61:597-602.
 - 159 Cook DJ, Reeve BK, Guyatt GH, Heyland DK, Griffith LE, et al. Stress ulcer prophylaxis in critically ill patients. Resolving discordant meta-analyses. *JAMA* 1996;275:308-314.
 - 160 Jadad AR, Cook DJ, Browman GP. A guide to interpreting discordant systematic reviews. *CMAJ* 1997;156:1411-1416.
 - 161 Clarke L, Clarke M, Clarke T. How useful are Cochrane reviews in identifying research needs? *J Health Serv Res Policy* 2007;12:101-103.
 - 162 [No authors listed]. World Medical Association Declaration of Helsinki: Ethical principles for medical research involving human subjects. *JAMA* 2000;284:3043-3045.
 - 163 Clarke M, Hopewell S, Chalmers I. Reports of clinical trials should begin and end with up-to-date systematic reviews of other relevant evidence: A status report. *J R Soc Med* 2007;100:187-190.
 - 164 Dube C, Rostom A, Lewin G, Tsertsvadze A, Barrowman N, et al. The use of aspirin for primary prevention of colorectal cancer: A systematic review prepared for the U.S. Preventive Services Task Force. *Ann Intern Med* 2007;146:365-375.
 - 165 Critchley J, Bates I. Haemoglobin colour scale for anaemia diagnosis where there is no laboratory: A systematic review. *Int J Epidemiol* 2005;34:1425-1434.
 - 166 Lexchin J, Bero LA, Djulbegovic B, Clark O. Pharmaceutical industry sponsorship and research outcome and quality: Systematic review. *BMJ* 2003;326:1167-1170.
 - 167 Als-Nielsen B, Chen W, Gluud C, Kjaergard LL. Association of funding and conclusions in randomized drug trials: A reflection of treatment effect or adverse events? *JAMA* 2003;290:921-928.
 - 168 Peppercorn J, Blood E, Winer E, Partridge A. Association between pharmaceutical involvement and outcomes in breast cancer clinical trials. *Cancer* 2007;109:1239-1246.
 - 169 Yank V, Rennie D, Bero LA. Financial ties and concordance between results and conclusions in meta-analyses: Retrospective cohort study. *BMJ* 2007;335:1202-1205.
 - 170 Jorgensen AW, Hilden J, Gøtzsche PC. Cochrane reviews compared with industry supported meta-analyses and other meta-analyses of the same drugs: Systematic review. *BMJ* 2006;333:782.
 - 171 Gotzsche PC, Hrobjartsson A, Johansen HK, Haahr MT, Altman DG, et al. Ghost authorship in industry-initiated randomised trials. *PLoS Med* 2007;4:e19, doi:10.1371/journal.pmed.0040019.
 - 172 Akbari A, Mayhew A, Al-Alawi M, Grimshaw J, Winkens R, et al. Interventions to improve outpatient referrals from primary care to secondary care. *Cochrane Database of Syst Rev* 2008;(2):CD005471,

- doi:10.1002/14651858.CD005471.pub2.
- 173 Davies P, Boruch R. The Campbell Collaboration. *BMJ* 2001;323:294-295.
 - 174 Pawson R, Greenhalgh T, Harvey G, Walshe K. Realist review—A new method of systematic review designed for complex policy interventions. *J Health Serv Res Policy* 2005;10(Suppl 1):21-34.
 - 175 Greenhalgh T, Robert G, Macfarlane F, Bate P, Kyriakidou O, et al. Storylines of research in diffusion of innovation: A meta-narrative approach to systematic review. *Soc Sci Med* 2005;61:417-430.
 - 176 Lumley T. Network meta-analysis for indirect treatment comparisons. *Stat Med* 2002;21:2313-2324.
 - 177 Salanti G, Higgins JP, Ades AE, Ioannidis JP. Evaluation of networks of randomized trials. *Stat Methods Med Res* 2008;17:279-301.
 - 178 Altman DG, Moher D. [Developing guidelines for reporting healthcare research: scientific rationale and procedures.]. *Med Clin (Barc)* 2005;125(Suppl 1):8-13.
 - 179 Delaney A, Bagshaw SM, Ferland A, Manns B, Laupland KB, et al. A systematic evaluation of the quality of meta-analyses in the critical care literature. *Crit Care* 2005;9:R575-582.
 - 180 Altman DG, Simera I, Hoey J, Moher D, Schulz K. EQUATOR: Reporting guidelines for health research. *Lancet* 2008;371:1149-1150.
 - 181 Plint AC, Moher D, Morrison A, Schulz K, Altman DG, et al. Does the CONSORT checklist improve the quality of reports of randomised controlled trials? A systematic review. *Med J Aust* 2006;185:263-267.
 - 182 Simera I, Altman DG, Moher D, Schulz KF, Hoey J. Guidelines for reporting health research: The EQUATOR network's survey of guideline authors. *PLoS Med* 2008;5:e139. doi:10.1371/journal.pmed.0050139
 - 183 Last JM. A dictionary of epidemiology. Oxford: Oxford University Press & International Epidemiological Association, 2001.
 - 184 Antman EM, Lau J, Kupelnick B, Mosteller F, Chalmers TC. A comparison of results of meta-analyses of randomized control trials and recommendations of clinical experts. Treatments for myocardial infarction. *JAMA* 1992;268:240-248.
 - 185 Oxman AD, Guyatt GH. The science of reviewing research. *Ann N Y Acad Sci* 1993;703:125-133; discussion 133-124.
 - 186 O'Connor D, Green S, Higgins JPT. Chapter 5: Defining the review question and developing criteria for including studies. In: Higgins JPT, Green S, editors. *Cochrane handbook for systematic reviews of interventions* version 5.0.0 [updated February 2008]. The Cochrane Collaboration, 2008. Available: <http://www.cochrane-handbook.org/>. Accessed 26 May 2009.
 - 187 McDonagh M, Whiting P, Bradley M, Cooper J, Sutton A, et al. A systematic review of public water fluoridation. Protocol changes (Appendix M). NHS Centre for Reviews and Dissemination. York: University of York, 2000. Available: <http://www.york.ac.uk/inst/crd/pdf/appm.pdf>. Accessed 26 May 2009.
 - 188 Moher D, Cook DJ, Jadad AR, Tugwell P, Moher M, et al. Assessing the quality of reports of randomised trials: Implications for the conduct of meta-analyses. *Health Technol Assess* 1999;3:i-iv, 1-98.
 - 189 Devereaux PJ, Choi PT, El-Dika S, Bhandari M, Montori VM, et al. An observational study found that authors of randomized controlled trials frequently use concealment of randomization and blinding, despite the failure to report these methods. *J Clin Epidemiol* 2004;57:1232-1236.
 - 190 Soares HP, Daniels S, Kumar A, Clarke M, Scott C, et al. Bad reporting does not mean bad methods for randomised trials: Observational study of randomised controlled trials performed by the Radiation Therapy Oncology Group. *BMJ* 2004;328:22-24.
 - 191 Liberati A, Himmel HN, Chalmers TC. A quality assessment of randomized control trials of primary treatment of breast cancer. *J Clin Oncol* 1986;4:942-951.
 - 192 Moher D, Jadad AR, Nichol G, Penman M, Tugwell P, et al. Assessing the quality of randomized controlled trials: An annotated bibliography of scales and checklists. *Control Clin Trials* 1995;16:62-73.
 - 193 Greenland S, O'Rourke K. On the bias produced by quality scores in meta-analysis, and a hierarchical view of proposed solutions. *Biostatistics* 2001;2:463-471.
 - 194 Jüni P, Witschi A, Bloch R, Egger M. The hazards of scoring the quality of clinical trials for meta-analysis. *JAMA* 1999;282:1054-1060.
 - 195 Fleiss JL. The statistical basis of meta-analysis. *Stat Methods Med Res* 1993;2:121-145.
 - 196 Villar J, Mackey ME, Carroll G, Donner A. Meta-analyses in systematic reviews of randomized controlled trials in perinatal medicine: Comparison of fixed and random effects models. *Stat Med* 2001;20:3635-3647.
 - 197 Lau J, Ioannidis JP, Schmid CH. Summing up evidence: One answer is not always enough. *Lancet* 1998;351:123-127.
 - 198 DerSimonian R, Laird N. Meta-analysis in clinical trials. *Control Clin Trials* 1986;7:177-188.
 - 199 Hunter JE, Schmidt FL. Fixed effects vs. random effects meta-analysis models: Implications for cumulative research knowledge. *Int J Sel Assess* 2000;8:275-292.
 - 200 Deeks JJ, Altman DG, Bradburn MJ. Statistical methods for examining heterogeneity and combining results from several studies in meta-analysis. In: Egger M, Davey Smith G, Altman DG, eds. *Systematic reviews in healthcare: Meta-analysis in context*. London: BMJ Publishing Group, 2001:285-312.
 - 201 Wam DE, Thompson SG, Spiegelhalter DJ. Bayesian random effects meta-analysis of trials with binary outcomes: Methods for the absolute risk difference and relative risk scales. *Stat Med* 2002;21:1601-1623.
 - 202 Higgins JP, Thompson SG, Deeks JJ, Altman DG. Measuring inconsistency in meta-analyses. *BMJ* 2003;327:557-560.
 - 203 Higgins JP, Thompson SG. Quantifying heterogeneity in a meta-analysis. *Stat Med* 2002;21:1539-1558.
 - 204 Huedo-Medina TB, Sanchez-Meca J, Marin-Martinez F, Botella J. Assessing heterogeneity in meta-analysis: Q statistic or I² index? *Psychol Methods* 2006;11:193-206.
 - 205 Thompson SG, Turner RM, Wam DE. Multilevel models for meta-analysis, and their application to absolute risk differences. *Stat Methods Med Res* 2001;10:375-392.
 - 206 Dickersin K. Publication bias: Recognising the problem, understanding its origin and scope, and preventing harm. In: Rothstein HR, Sutton AJ, Borenstein M, eds. *Publication bias in meta-analysis—Prevention, assessment and adjustments*. West Sussex: John Wiley & Sons, 2005:356.
 - 207 Scherer RW, Langenberg P, von Elm E. Full publication of results initially presented in abstracts. *Cochrane Database Syst Rev* 2007;(2):MR000005, doi:10.1002/14651858.MR000005.pub3.
 - 208 Krzyzanowska MK, Pintilie M, Tannock IF. Factors associated with failure to publish large randomized trials presented at an oncology meeting. *JAMA* 2003;290:495-501.
 - 209 Hopewell S, Clarke M. Methodologists and their methods. Do methodologists write up their conference presentations or is it just 15 minutes of fame? *Int J Technol Assess Health Care* 2001;17:601-603.
 - 210 Ghersi D. Issues in the design, conduct and reporting of clinical trials that impact on the quality of decision making. PhD thesis. Sydney: School of Public Health, Faculty of Medicine, University of Sydney, 2006.
 - 211 von Elm E, Rollin A, Blumle A, Huwiler K, Witschi M, et al. Publication and non-publication of clinical trials: Longitudinal study of applications submitted to a research ethics committee. *Swiss Med Wkly* 2008;138:197-203.
 - 212 Sterne JA, Egger M. Funnel plots for detecting bias in meta-analysis: guidelines on choice of axis. *J Clin Epidemiol* 2001;54:1046-1055.
 - 213 Harbord RM, Egger M, Sterne JA. A modified test for small-study effects in meta-analyses of controlled trials with binary endpoints. *Stat Med* 2006;25:3443-3457.
 - 214 Peters JL, Sutton AJ, Jones DR, Abrams KR, Rushton L. Comparison of two methods to detect publication bias in meta-analysis. *JAMA* 2006;295:676-680.
 - 215 Rothstein HR, Sutton AJ, Borenstein M. *Publication bias in meta-analysis: Prevention, assessment and adjustments*. West Sussex: John Wiley & Sons, 2005.
 - 216 Lau J, Ioannidis JP, Terrin N, Schmid CH, Olkin I. The case of the misleading funnel plot. *BMJ* 2006;333:597-600.
 - 217 Terrin N, Schmid CH, Lau J. In an empirical evaluation of the funnel plot, researchers could not visually identify publication bias. *J Clin Epidemiol* 2005;58:894-901.
 - 218 Egger M, Davey Smith G, Schneider M, Minder C. Bias in meta-analysis detected by a simple, graphical test. *BMJ* 1997;315:629-634.
 - 219 Ioannidis JP, Trikalinos TA. An exploratory test for an excess of significant findings. *Clin Trials* 2007;4:245-253.
 - 220 Sterne JAC, Egger M, Moher D. Chapter 10: Addressing reporting biases. In: Higgins JPT, Green S, eds. *Cochrane handbook for systematic reviews of interventions* version 5.0.0 [updated February 2008]. The Cochrane Collaboration, 2008. Available: <http://www.cochrane-handbook.org/>. Accessed 26 May 2009.



PRISMA 2009 Checklist

Section/topic	#	Checklist item	Reported on page #
TITLE			
Title	1	Identify the report as a systematic review, meta-analysis, or both.	
ABSTRACT			
Structured summary	2	Provide a structured summary including, as applicable: background; objectives; data sources; study eligibility criteria, participants, and interventions; study appraisal and synthesis methods; results; limitations; conclusions and implications of key findings; systematic review registration number.	
INTRODUCTION			
Rationale	3	Describe the rationale for the review in the context of what is already known.	
Objectives	4	Provide an explicit statement of questions being addressed with reference to participants, interventions, comparisons, outcomes, and study design (PICOS).	
METHODS			
Protocol and registration	5	Indicate if a review protocol exists, if and where it can be accessed (e.g., Web address), and, if available, provide registration information including registration number.	
Eligibility criteria	6	Specify study characteristics (e.g., PICOS, length of follow-up) and report characteristics (e.g., years considered, language, publication status) used as criteria for eligibility, giving rationale.	
Information sources	7	Describe all information sources (e.g., databases with dates of coverage, contact with study authors to identify additional studies) in the search and date last searched.	
Search	8	Present full electronic search strategy for at least one database, including any limits used, such that it could be repeated.	
Study selection	9	State the process for selecting studies (i.e., screening, eligibility, included in systematic review, and, if applicable, included in the meta-analysis).	
Data collection process	10	Describe method of data extraction from reports (e.g., piloted forms, independently, in duplicate) and any processes for obtaining and confirming data from investigators.	
Data items	11	List and define all variables for which data were sought (e.g., PICOS, funding sources) and any assumptions and simplifications made.	
Risk of bias in individual studies	12	Describe methods used for assessing risk of bias of individual studies (including specification of whether this was done at the study or outcome level), and how this information is to be used in any data synthesis.	
Summary measures	13	State the principal summary measures (e.g., risk ratio, difference in means).	
Synthesis of results	14	Describe the methods of handling data and combining results of studies, if done, including measures of consistency (e.g., I^2) for each meta-analysis.	



PRISMA 2009 Checklist

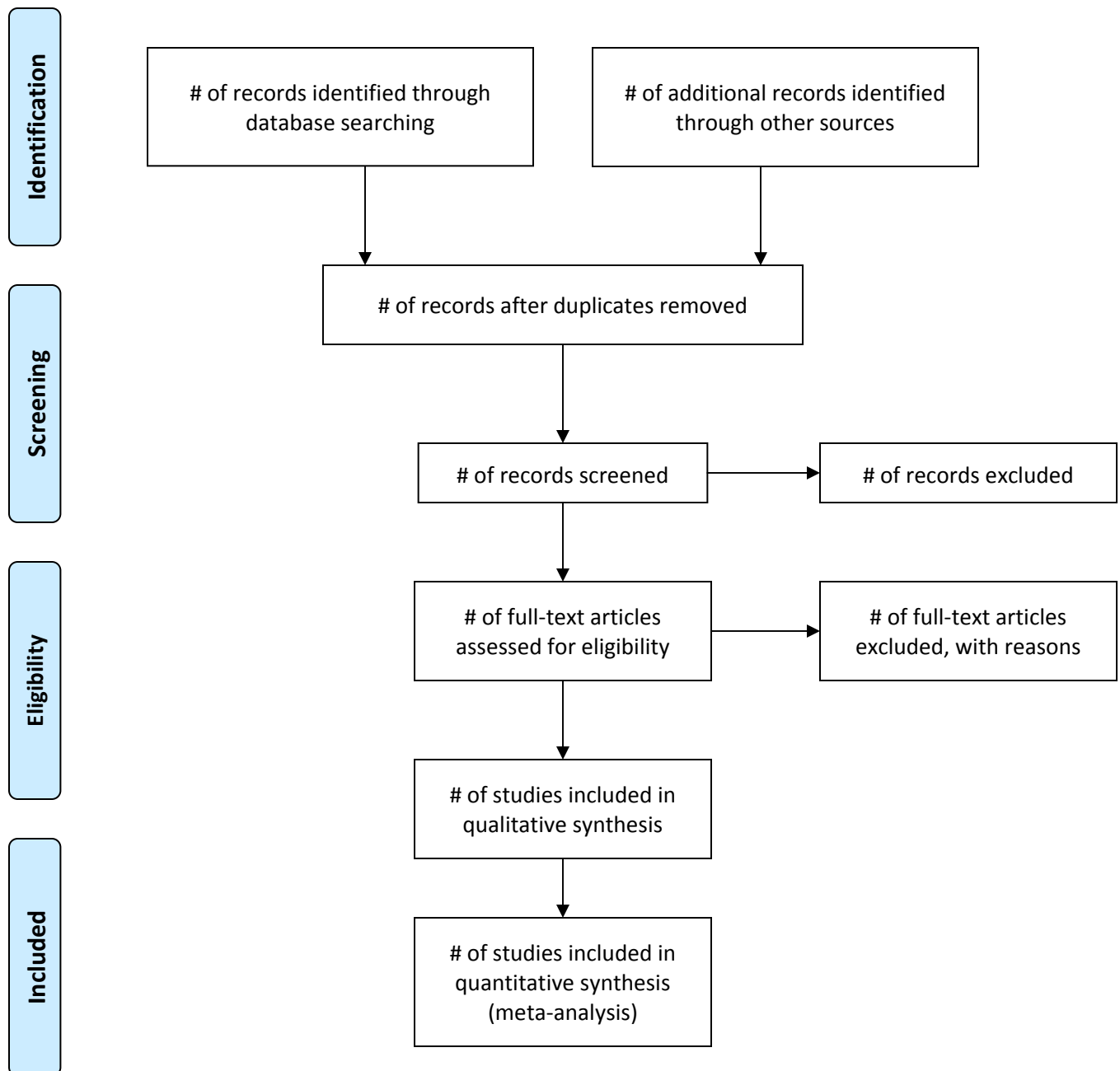
Section/topic	#	Checklist item	Reported on page #
Risk of bias across studies	15	Specify any assessment of risk of bias that may affect the cumulative evidence (e.g., publication bias, selective reporting within studies).	
Additional analyses	16	Describe methods of additional analyses (e.g., sensitivity or subgroup analyses, meta-regression), if done, indicating which were pre-specified.	
RESULTS			
Study selection	17	Give numbers of studies screened, assessed for eligibility, and included in the review, with reasons for exclusions at each stage, ideally with a flow diagram.	
Study characteristics	18	For each study, present characteristics for which data were extracted (e.g., study size, PICOS, follow-up period) and provide the citations.	
Risk of bias within studies	19	Present data on risk of bias of each study and, if available, any outcome level assessment (see item 12).	
Results of individual studies	20	For all outcomes considered (benefits or harms), present, for each study: (a) simple summary data for each intervention group (b) effect estimates and confidence intervals, ideally with a forest plot.	
Synthesis of results	21	Present results of each meta-analysis done, including confidence intervals and measures of consistency.	
Risk of bias across studies	22	Present results of any assessment of risk of bias across studies (see Item 15).	
Additional analysis	23	Give results of additional analyses, if done (e.g., sensitivity or subgroup analyses, meta-regression [see Item 16]).	
DISCUSSION			
Summary of evidence	24	Summarize the main findings including the strength of evidence for each main outcome; consider their relevance to key groups (e.g., healthcare providers, users, and policy makers).	
Limitations	25	Discuss limitations at study and outcome level (e.g., risk of bias), and at review-level (e.g., incomplete retrieval of identified research, reporting bias).	
Conclusions	26	Provide a general interpretation of the results in the context of other evidence, and implications for future research.	
FUNDING			
Funding	27	Describe sources of funding for the systematic review and other support (e.g., supply of data); role of funders for the systematic review.	

From: Moher D, Liberati A, Tetzlaff J, Altman DG, The PRISMA Group (2009). Preferred Reporting Items for Systematic Reviews and Meta-Analyses: The PRISMA Statement. PLoS Med 6(6): e1000097. doi:10.1371/journal.pmed1000097

For more information, visit: www.prisma-statement.org.



PRISMA 2009 Flow Diagram



From: Moher D, Liberati A, Tetzlaff J, Altman DG, The PRISMA Group (2009). Preferred Reporting Items for Systematic Reviews and Meta-Analyses: The PRISMA Statement. PLoS Med 6(6): e1000097. doi:10.1371/journal.pmed1000097

For more information, visit www.prisma-statement.org.